Government of India

Ministry of Road Transport & Highways

Office of the Chief Engineer Regional Officer (Civil)

No. 32, 2nd Floor, KSCFL Building, Race Course Road, BENGALURU-560 001

Email: robengaluru@gmail.com; Telephone: 080-22267457, 080-22265765

No.RW/BNG/PER.CASES/HASSAN.DVN/2020 Dated: 11.02.2025

Notice inviting Public Comments on the permission for laying of drinking water supply pipe line from Km 40.800 to 42.200 Km 44.600 to 54.00 Km 54.900 to 56.700 Km 59.630 to 65.100 (LHS) and Km 65.100 to 67.850 (RHS) and road crossing through HDD at Km 38.100 Km 40.100 Km 43.300 Km 44.470 Km 45.500 Km 47.500 Km 53.300 Km 54.900 Km 63.050 and Km 65.100 on of NH-173 Mudigere-Kadur section in the state of Karnataka by EE, RDWS & SD, Chikkamagaluru- Reg.

Reference: Your letter No. EE/NHD/HSN/Ae-1/NH-173/RoW/JJM/2024-25/1403 dated 21.01.2025.

The Executive Engineer, NH Division, Hassan vide letter cited under reference above, has submitted permission for laying of drinking water supply pipe line from Km 40.800 to 42.200 Km 44.600 to 54.00 Km 54.900 to 56.700 Km 59.630 to 65.100 Km 65.100 to 67.850 and road crossing through HDD at Km 38.100 Km 40.100 Km 43.300 Km 44.470 Km 45.500 Km 47.500 Km 53.300 Km 54.900 Km 63.050 and Km 65.100 on of NH-173 Mudigere-Kadur section in the state of Karnataka by EE, RDWS & SD, Chikkamagaluru.

2. The proposal has been examined as per Ministry's Guidelines vide letter no.RW/NH-33044/29/2015/S&R(R) dated 22.11.2016 and dated 17.04.2023 is generally found in order.

3. In view of above, as per Ministry's said guidelines Para 4, public comments are invited on the above proposal making claims and raising objections (on grounds of public inconvenience, safety and general public interest) if any within 30 days on public portal i.e., website of Ministry of Road Transport and Highways (morth.nic.in) in Form-A (copy enclosed) for "Accommodation of Public and Industrial Utility Services along and across National Highways".

Comment Inviting Authority
The Chief Engineer Regional Officer
Ministry of Road Transport & Highways
No.32, 2nd Floor, Race Course Road, Bangalore-560 001
Email: robengaluru@gmail.com; Telephone: 080-22217457, 080-22105765

Encl:As above

- Sd -
(Sandesh.K)
Asst. Engineer(c)
for Chief Engineer RO-MoRTH

Copy to: (i) The Senior Technical Director, NIC, Transport Bhawan, New Delhi- 110001 for uploading on Ministry's website.
(ii) The Executive Engineer, National Highway Division Vijayapur, for information.

(Sandesh.K)
Asst. Engineer(c)
for Chief Engineer RO-MoRTH

FORM A

Form for seeking claims and objections (on grounds of public inconvenience, safety and general public interest) on the application for Accommodation of Public and Industrial Utility Services along and across National Highways.

Subject: Permission for laying of drinking water supply pipe line from Km 40.800 to 42.200 Km 44.600 to 54.00 Km 54.900 to 56.700 Km 59.630 to 65.100 (LHS) and Km 65.100 to 67.850 (RHS) and road crossing through HDD at Km 38.100 Km 40.100 Km 43.300 Km 44.470 Km 45.500 Km 47.500 Km 53.300 Km 54.900 Km 63.050 and Km 65.100 on of NH-173 Mudigere-Kadur section in the state of Karnataka by EE, RDWS & SD, Chikkamagaluru- Reg.

The claims and objections (on grounds of public inconvenience, safety and general public interest) by the general public needs to be given within 30 days of uploading the online application for comments.

Sl. No	Item	Details
1	Name of the person who is desiring to give claims and objections (on grounds of public inconvenience, safety and general public interest)	
2	Address of the person	
3	Details of the application for Accommodation of Public and Industrial Utility Services along and across National Highways against which claims and objections are being given (name of applicant and other details like site address etc.)	
	a) Application No.	
	b) Name of applicant (who applied to Accommodation of Public and Industrial Utility Services along and across National Highways)	
	c) Details of Application	
4	The claims and objections (on grounds of public inconvenience, safety and general public interest)	

Sl.No.70(R)

GOVERNMENT OF KARNATAKA
(Public Works Department)

Phone No.08172-297402
Email: eenhhassan@gmail.com

O/o The Executive Engineer,
National Highway Division,
Hassan

No.EE/NHD/HSN/AE-1/NH-173/RoW/JJM/2024-25/1403 **Date: 21 JAN 2025**

To,
The Chief Engineer Regional Officer, (Civil)
Ministry of Road Transport & Highway,
KSCFL Building, D Devaraj Urs Road,
Bengaluru.

O/o. THE CE-RO
MORT&H, BENGALURU
Diary No.: 2501
Date: 23-01-2025

Sir,

Sub: "Proposal for ROW permission for laying of Drinking water supply pipe line from km 40.800 to 42.200 (L/s), km 44.600 to 54.000(L/S), Km 54.900 to 56.700(L/S), km 59.630 to 65.100 (L/s), Km 65.100 to 67.850(R/s) and road crossings through HDD at km 38.100, km 40.100, Km 43.300, km 44.470, km 45.500, km 47.500, km 53.300, km 54.900, km 63.050 and km 65.100 (10 locations) on of NH-173, Mudigere- Kadur section in the state of Karnataka"-**reg.**

Ref:
1. Ministries Letter No.: RW/NH-33044/29/2015/S&R(R) (Pt) Dated: 22-11-2016.
2. The Executive Engineer, Rural Drinking water Supply and Sanitation Division, Chikkamagaluru, no ಕಾ.ಇಂ:ಗ್ರಾಕುನೀ&ನೈವಿ:ಚಿಮ:ಜಿ.ಜಿ.ಎಂ:2024-25 Dated 02-05-2024 no received in this office dated 24-05-2024.
3. This office letter no. EE/NHD/HSN/AE-1/NH-173/JJM/2024-25/275 Dated 14-06-2024.
4. The Regional Officer, MORTH, Bangalore letter no. RW/BNG/P+ER.CASES/HASSAN DVN/2024/617 Dated. 11-07-2024.
5. The Executive Engineer, Rural Drinking water Supply and Sanitation Division, Chikkamagaluru. EE/RWSSD/CKM/MVS/Railway/699, Dated 14-10-2024.
6. This office letter no. EE/NHD/HSN/AE-1/NH-173/JJM/2024-25/1024 Dated 11-11-2024.
7. Your Office letter no. RW/BNG/PER.CASES/HASSAN.DVN/2024/1633 Dated 11.12.2024.
8. The Executive Engineer, Rural Drinking water Supply and Sanitation Division, Chikkamagaluru undertaking ref No. EE/RWSSD-CKM/MVS/NH/398/2024-25 Dated18-01-2025.
9. The Executive Engineer, Rural Drinking water Supply and Sanitation Division, Chikkamagaluru undertaking ref No.EE/RWSSD-CKM/MVS/NH/400/2024-25 Dated18-01-2025.

24-01-25

on file plz

10. The Assistant Executive Engineer, National Highway Sub-division, Belur letter No:AEE/NHSD/BLR/AE-1/NH-173/RoW/JJM/2024-25/554-555, Date:21-01-2025.

****

A proposal was submitted to your kindself vide this office letter cited under ref (6) seeking approval for **"ROW permission for laying of Drinking water supply pipe line from km 40.800 to 42.200 (L/s), km 44.600 to 54.000(L/S), Km 54.900 to9 56.700(L/S), km 59.630 to 65.100 (L/s), Km 65.100 to 67.850(R/s) and road crossings through HDD at km 38.100, km 40.100, Km 43.300, km 44.470, km 45.500, km 47.500, km 53.300, km 54.900, km 63.050 and km 65.100 (10 locations) on of NH-173, Mudigere- Kadur section in the state of Karnataka".** The same was returned by your kindself with some observation vide letter cited under ref (7).

Now the Executive Engineer, Rural Drinking water Supply and Sanitation Division, Chikkamagaluru has submitted the revised proposal vide letter cited under ref (8). The same has been verified by the the Assistant Executive Engineer, National Highway Sub-division, Belur and forwarded to this office vide his letter cited under ref (10).

In this connection, I am herewith submitting the compliance duly certified as here under.

Sl.no	Observations of RO, MORTH, Bangalore	Compliance report as submitted by the EE, RWS&SD, Chikkamagaluru
1	The proposed chainage indicated in the drawing and the stretch mentioned in the calculation is not matching. The detailed drawing along with the available ROW and proposed pipeline clearly to be indicated.	Complied. Earlier, only typical drawings were enclosed for reference. At present, Detailed Drawings viz., Linear plan and Cross-sections of the highway showing the width of road components, available ROW details and proposed pipeline location with respect to the road chainages are enclosed. In addition, the working methodology and hydraulic designs are revised to minimize the probable damage to the Highway land. Accordingly, the License fee calculation is also revised with respect to the revised hydraulics and working methodology in consultation with the Highway officials.

2	Linear and cross sectional drawing showing carriageway width, distance of pipeline from the centreline of the carriageway and dia of pipeline (outer dia in case of casing pipe) for every 1 Km length duly certified by the EE, NH Division Hassan needs to be submitted.	Linear plan and cross sectional drawings showing carriageway width, shoulder and other road component's width and distance of pipeline from the centerline of the carriageway and diameter of pipes (outer dia in case of casing pipe) for every 1 Km length (less than 1 km as per the dia and cross-section) are prepared and submitted herewith.
3	The corrected license fee for the proposed reach along with the along with area rate list issued by the competent authority duly signed by the Executive Engineer, NH Division, Hassan needs to be submitted.	The revised and corrected License fee calculation sheet with respect to the revised hydraulics and working methodology is enclosed herewith. The area rate list is obtained from the competent authority (Sub register's Guidance value of the area) duly certified is enclosed.
4	The agreement is to be made between "The Regional Officer, MoRT&H Bangalore" (Authority) and the licensee, leaving date/month/year blank without any topographical errors along with witness signature.	Complied, The draft Agreement copies are prepared stating that "The Regional Officer, MoRT&H Bangalore" as Authority and the licensee (EE, RWS&S Division, Chikkamagluru) leaving date/month/year blank along with witness signatures (AEE, RWS&S sub division, Kadur and Chikkamagaluru) are enclosed.

As per the aforementioned compliance report submitted by the Executive Engineer, Rural Drinking water Supply and Sanitation Division, Chikkamagaluru (Applicant), the proposal is revised based on the revised hydraulics and working methodology. The applicant has also given the undertaking stating that, the work will be carried out manually and strictly adhering to the rules and conditions specified by the competent authority. It is also informed by the applicant that, due to some insoluble technical issue, the applicant has failed to submit the above proposal via Ministry's web portal https:/morthnoc.nic.in.

As per the Ministry's guidelines vide letter No.RW/NH-33044/29/2015/S&R(R) Dated 22.11.2016 and amendments vide letter no. 36094/01/2022 –S&R (P&B) Dated 17/04/2023, the Licence fee and Bank Guarantee are revised and corrected calculation sheet enclosed in ANNEXURE-1. **Total performance bank guarantee amount is Rs. 48,07,750/-** (Rupees Forty Eight Lakhs Seven Thousand Seven hundred and Fifty only). **Total License fees Rs. 18,21,717/- (Rupees Eighteen Lakh Twenty one thousand Seven hundred and seventeen only)**

In this connection, I'm herewith submitting the revised proposal received by the Assistant Executive Engineer, National Highway Sub Division, Belur seeking permission for laying the pipe line in the aforesaid locations and request your kindself to accord approval for the same at the earliest.

Encl: Proposals in 2 Set

Yours faithfully

Executive Engineer
National Highway Division
Hassan

Laying along NH-173 from KM 40.800 to KM 40.940

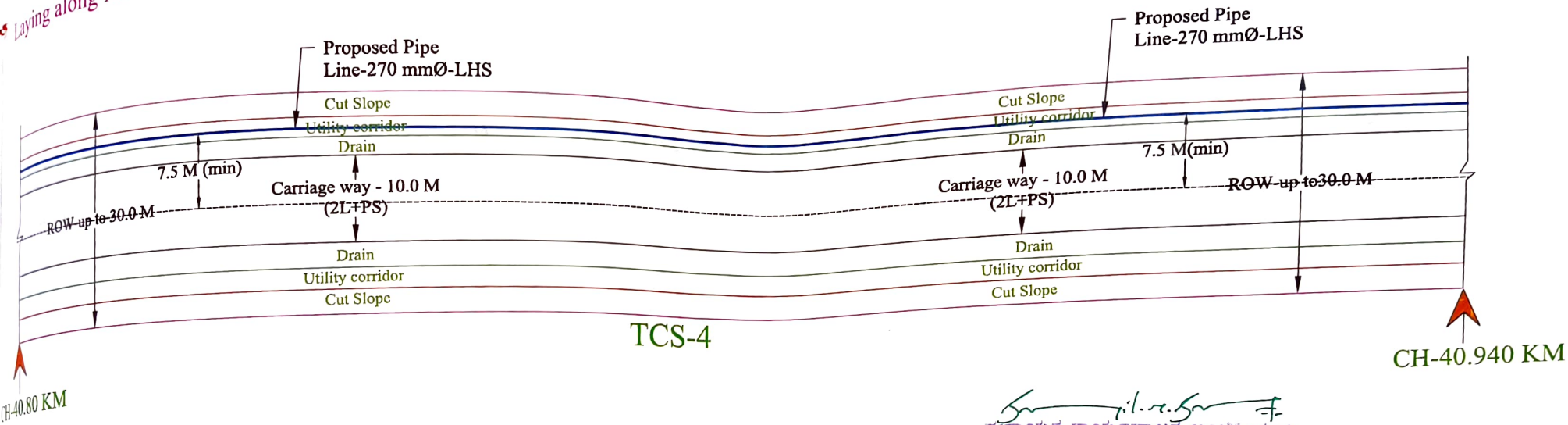

ಸಹಾಯಕ ಕಾರ್ಯಪಾಲಕ ಇಂಜಿನಿಯರ್
ಗ್ರಾಮೀಣ ಕುಡಿಯುವ ನೀರು ಮತ್ತು ನೈರ್ಮಲ್ಯ
ಉಪ ವಿಭಾಗ, ಚಿಕ್ಕಮಗಳೂರು.

Executive Engineer
R.W.S. & S. Dvn.,
Chikkamagaluru

Typical Cross Section Type-4

(Mountain Terrain)

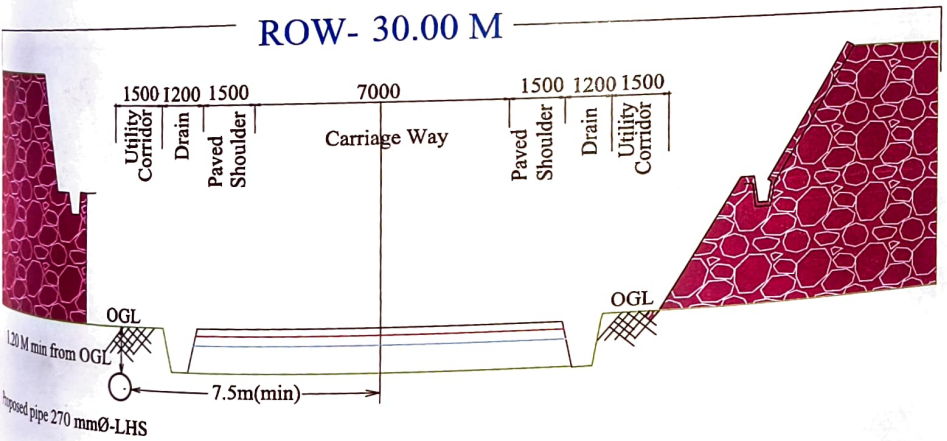

Assistant Executive Engineer
National Highway Sub-Division
Belur

Executive Engineer
National Highway Division
Hassan

Proposed Pipe line
Chainage
Box Culvert
NOT TO SCALE

S.No	Starting Chainage	Ending Chainage	Length in Meters	Type of Cross Section/ROW	Pipe Laying
1.	40.800	40.940	140	TCS-4 (30.00m)	LHS

Laying along NH-173 from KM 40.940 to KM 41.205



Typical Cross Section Type-7A

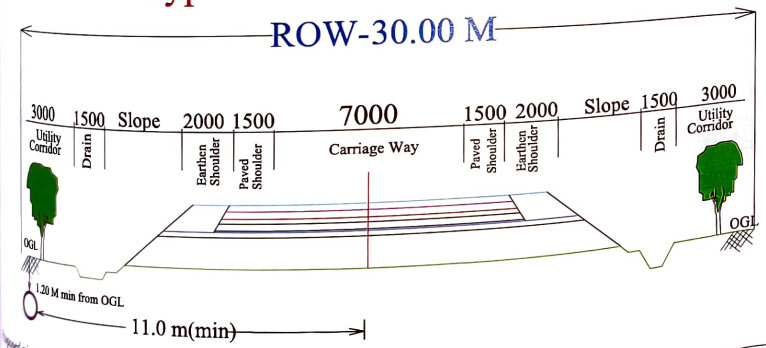

ಸಹಾಯಕ ಕಾರ್ಯಪಾಲಕ ಇಂಜಿನಿಯರ್
ಗ್ರಾಮೀಣ ಕುಡಿಯುವ ನೀರು ಮತ್ತು ನೈರ್ಮಲ್ಯ
ಉಪ ವಿಭಾಗ, ಚಿಕ್ಕಮಗಳೂರು.

Executive Engineer
R.W.S. & S. Dvn.,
Chikkamagaluru

Assistant Executive Engineer
National Highway Sub-Division
Belur

Executive Engineer
National Highway Division
Hassan

Proposed Pipe line
Chainage
Box Culvert
NOT TO SCALE

S.No	Starting Chainage	Ending Chainage	Length in Meters	Type of Cross Section/ROW	Pipe Laying
1.	40.940	41.205	265	TCS-7A (30.00m)	LHS

Laying along NH-173 from KM 41.205 to KM 42.20

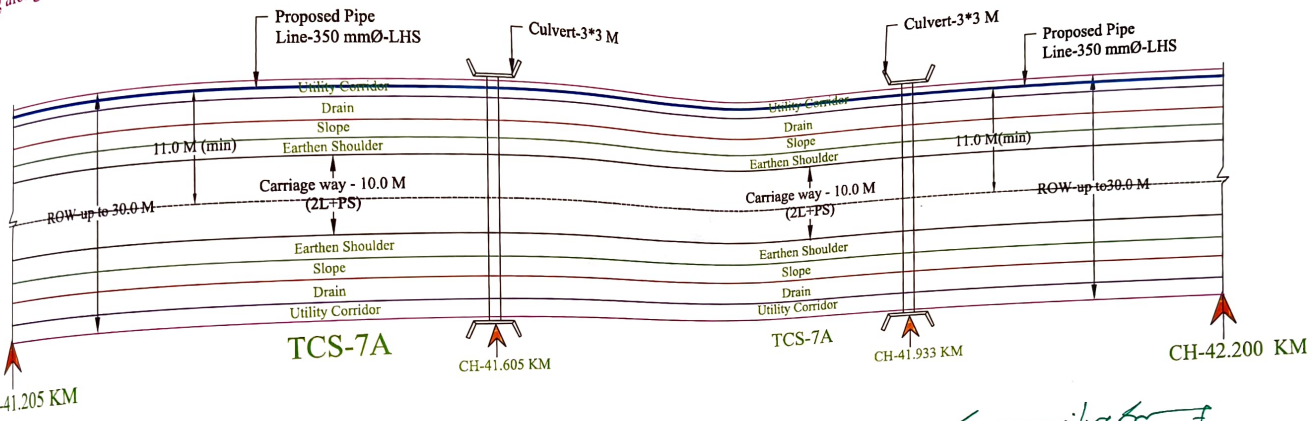

Typical Cross Section Type-7A

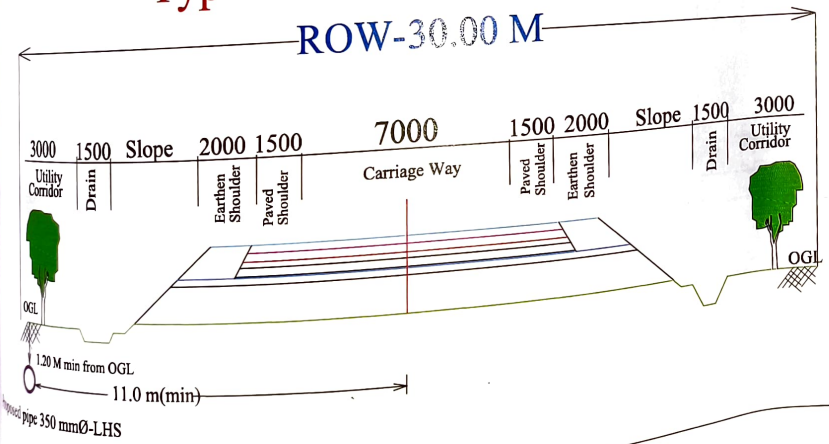

ಸಹಾಯಕ ಕಾರ್ಯಪಾಲಕ ಇಂಜಿನಿಯರ್
ಗ್ರಾಮೀಣ ಕುಡಿಯುವ ನೀರು ಮತ್ತು ನೈರ್ಮಲ್ಯ
ಉಪ ವಿಭಾಗ, ಚಿಕ್ಕಮಗಳೂರು.

Executive Engineer
R.W.S. & S. Dvn.,
Chikkamagaluru

Assistant Executive Engineer
National Highway Sub-Division
Belur

Executive Engineer
National Highway Division
Hassan

S.No	Starting Chainage	Ending Chainage	Length in Meters	Type of Cross Section/ROW	Pipe Laying
1.	41.205	42.200	995	TCS-7A (30.00m)	LHS

Proposed Pipe line
Chainage
Box Culvert
NOT TO SCALE

Laying along NH-173 from KM 44.600 to KM 45.547 and crossing at CH-45.500 KM

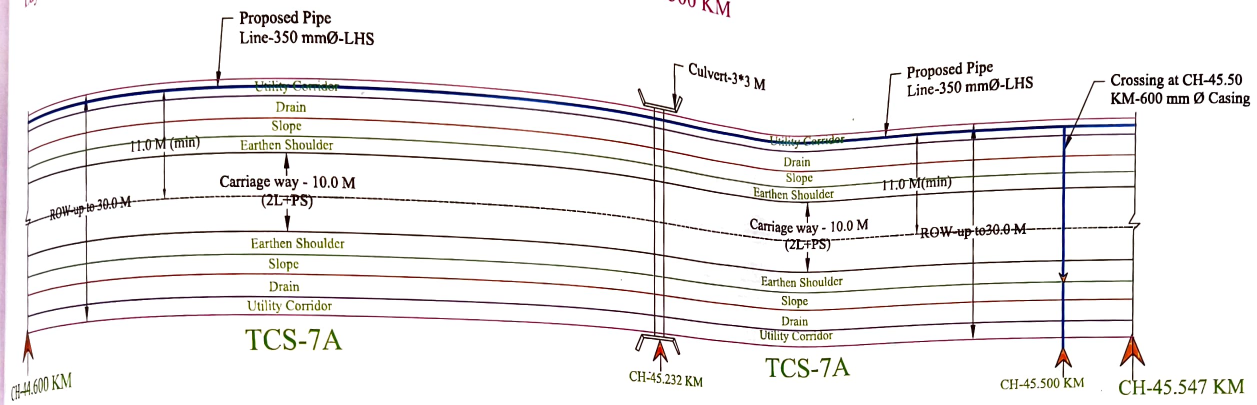

Typical Cross Section Type-7A

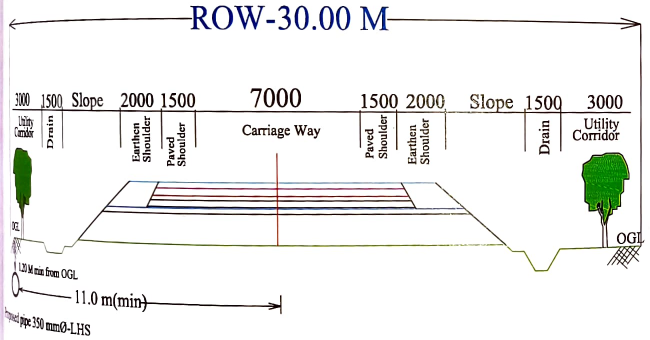

Typical Cross Section Type-7A

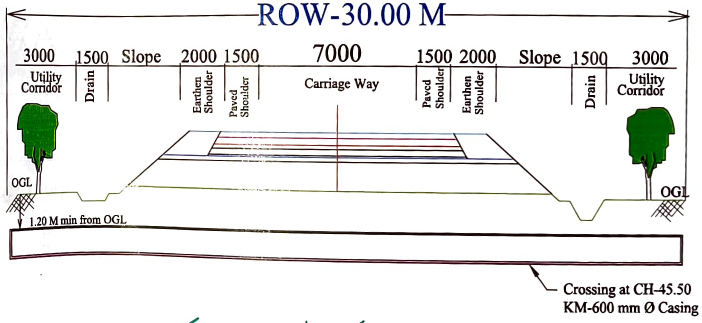

Proposed Pipe line
Chainage
Box Culvert
NOT TO SCALE

S.No	Starting Chainage	Ending Chainage	Length in Meters	Type of Cross Section/ROW	Pipe Laying
1.	44.600	45.547	947	TCS-7A (30.00m)	LHS

ಸಹಾಯಕ ಕಾರ್ಯಪಾಲಕ ಇಂಜಿನಿಯರ್
ಗ್ರಾಮೀಣ ಕುಡಿಯುವ ನೀರು ಮತ್ತು ನೈರ್ಮಲ್ಯ
ಉಪ ವಿಭಾಗ, ಚಿಕ್ಕಮಗಳೂರು.

Executive Engineer
R.W.S. & S. Dvn.,
Chikkamagaluru

Assistant Executive Engineer
National Highway Sub-Division
Belur

Executive Engineer
National Highway Division
Hassan

Laying along NH-173 from KM 45.547 to KM 46.447

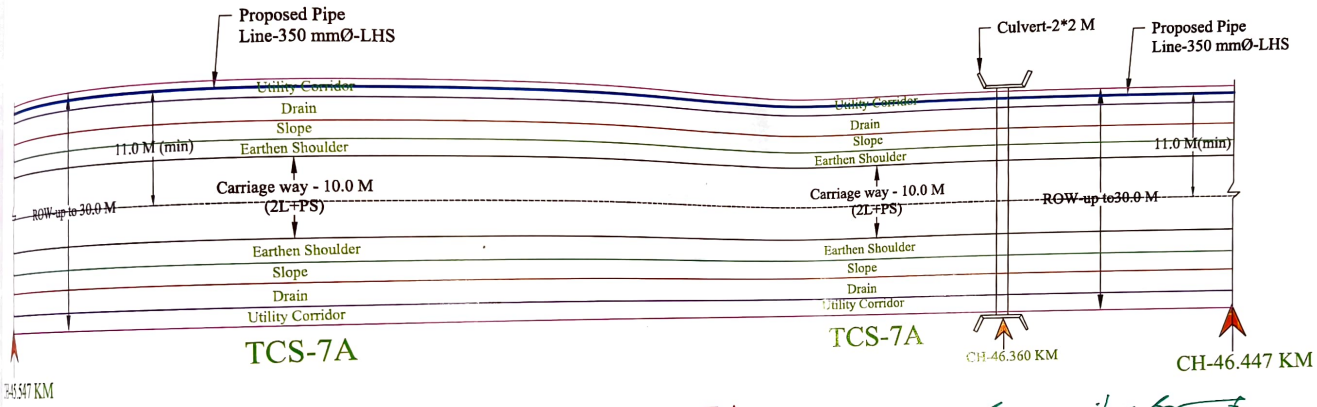

Typical Cross Section Type-7A

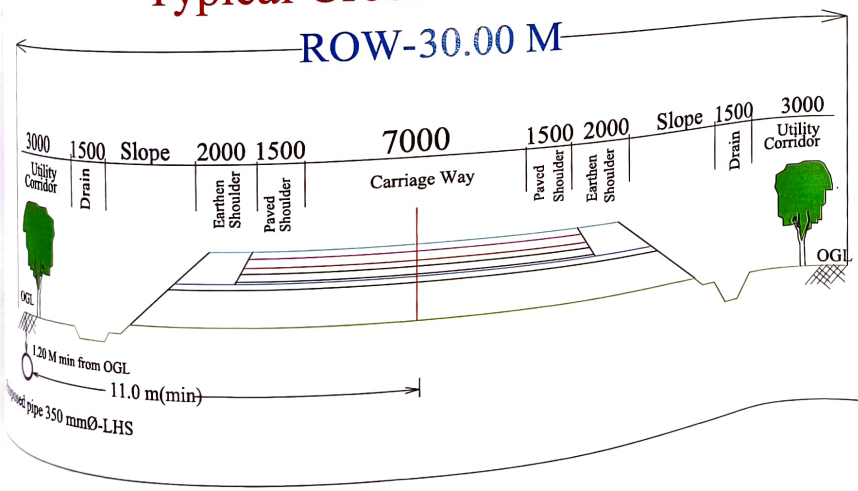

ಸಹಾಯಕ ಕಾರ್ಯಪಾಲಕ ಇಂಜಿನಿಯರ್
ಗ್ರಾಮೀಣ ಕುಡಿಯುವ ನೀರು ಮತ್ತು ನೈರ್ಮಲ್ಯ
ಉಪ ವಿಭಾಗ, ಚಿಕ್ಕಮಗಳೂರು.

Executive Engineer
R.W.S. & S. Dvn.,
Chikkamagaluru

Assistant Executive Engineer
National Highway Sub-Division
Belur

Executive Engineer
National Highway Division
Hassan

S.No	Starting Chainage	Ending Chainage	Length in Meters	Type of Cross Section/ROW	Pipe Laying
1.	45.547	46.447	900	TCS-7A (30.00m)	LHS

Proposed Pipe line
Chainage
Box Culvert
NOT TO SCALE

Laying along NH-173 from KM 46.447 to KM 47.190

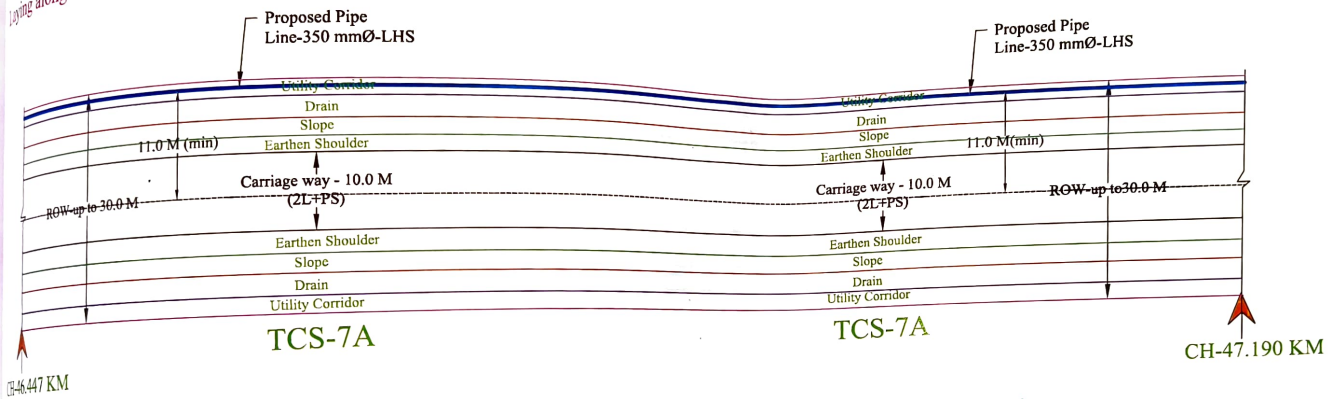

Typical Cross Section Type-7A

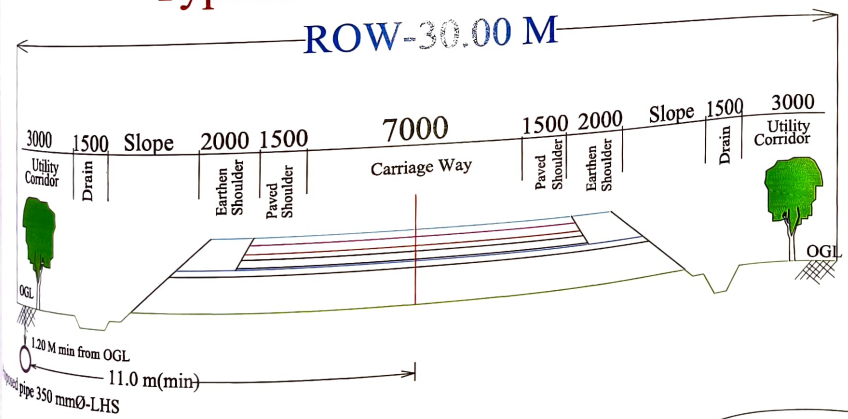

ಸಹಾಯಕ ಕಾರ್ಯಪಾಲಕ ಇಂಜಿನಿಯರ್
ಗ್ರಾಮೀಣ ಕುಡಿಯುವ ನೀರು ಮತ್ತು ನೈರ್ಮಲ್ಯ
ಉಪ ವಿಭಾಗ, ಚಿಕ್ಕಮಗಳೂರು.

Executive Engineer
R.W.S. & S. Dvn.,
Chikkamagaluru

Assistant Executive Engineer
National Highway Sub-Division
Belur

Executive Engineer
National Highway Division
Hassan

S.No	Starting Chainage	Ending Chainage	Length in Meters	Type of Cross Section/ROW	Pipe Laying
1.	46.447	47.190	743	TCS-7A (30.00m)	LHS

Proposed Pipe line
Chainage
Box Culvert
NOT TO SCALE

Laying along NH-173 from KM 47.190 to KM 47.290

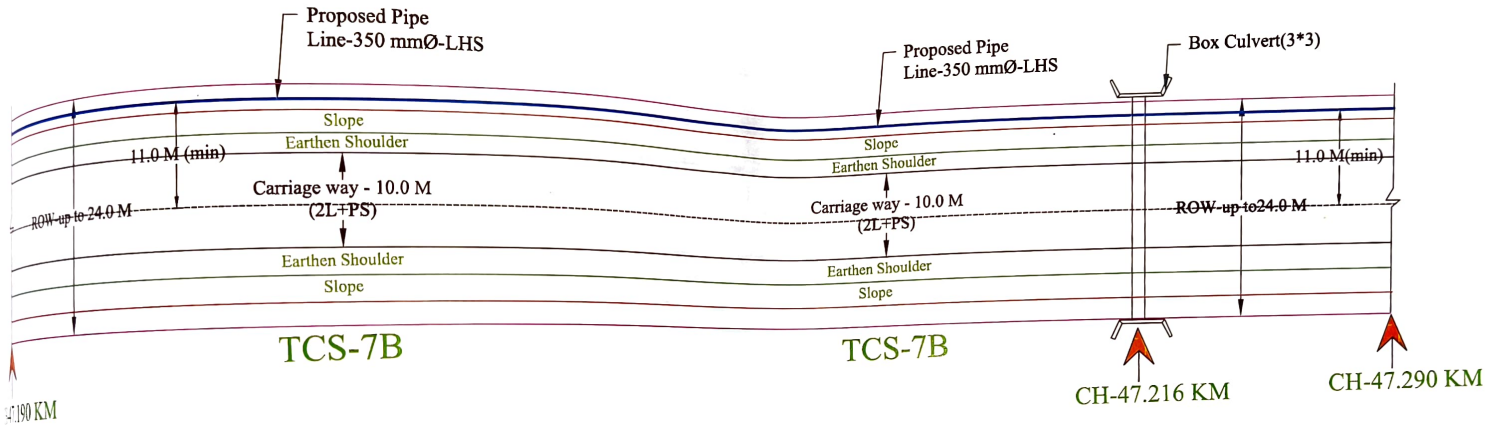

Typical Cross Section Type-7B

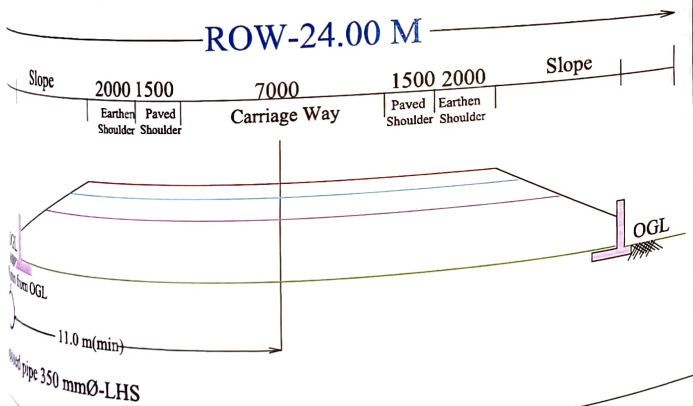

ಸಹಾಯಕ ಕಾರ್ಯಪಾಲಕ ಇಂಜಿನಿಯರ್
ಗ್ರಾಮೀಣ ಕುಡಿಯುವ ನೀರು ಮತ್ತು ನೈರ್ಮಲ್ಯ
ಉಪ ವಿಭಾಗ, ಚಿಕ್ಕಮಗಳೂರು.

Executive Engineer
R.W.S. & S. Dvn.,
Chikkamagaluru

Assistant Executive Engineer
National Highway Sub-Division
Belur

Executive Engineer
National Highway Division
Hassan

Proposed Pipe line
Chainage
Box Culvert
NOT TO SCALE

S.No	Starting Chainage	Ending Chainage	Length in Meters	Type of Cross Section/ROW	Pipe Laying
1.	47.190	47.290	100	TCS-7B (24.00m)	LHS

Laying along NH-173 from KM 47.290 to KM 47.890 and crossing at CH-47.500 KM

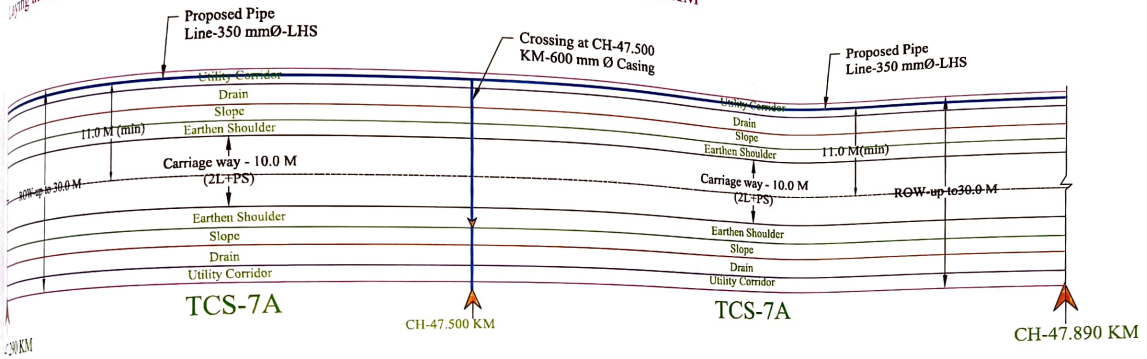

Typical Cross Section Type-7A

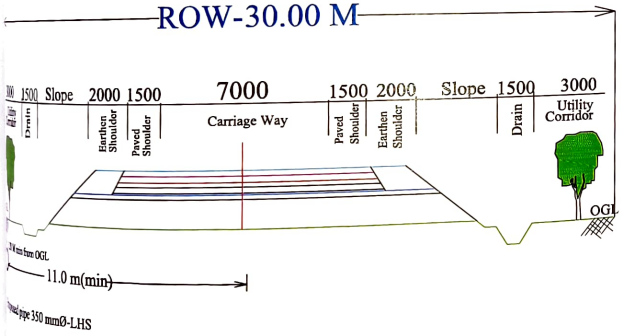

Typical Cross Section Type-7A

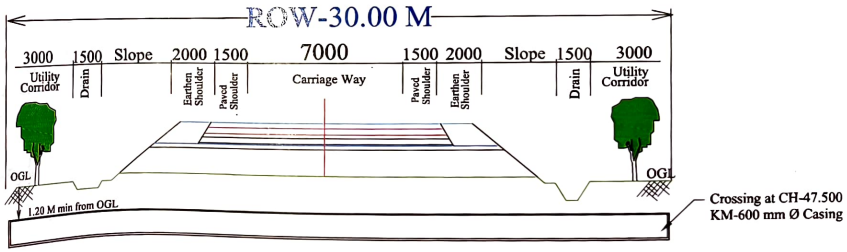

S.No	Starting Chainage	Ending Chainage	Length in Meters	Type of Cross Section/ROW	Pipe Laying
1.	47.290	47.890	600	TCS-7A (30.00m)	LHS

ಸಹಾಯಕ ಕಾರ್ಯಪಾಲಕ ಇಂಜಿನಿಯರ್
ಗ್ರಾಮೀಣ ಕುಡಿಯುವ ನೀರು ಮತ್ತು ನೈರ್ಮಲ್ಯ
ಉಪ ವಿಭಾಗ, ಚಿಕ್ಕಮಗಳೂರು.

Executive Engineer
R.W.S. & S. Dvn.,
Chikkamagaluru

Assistant Executive Engineer
National Highway Sub-Division
Belur

Executive Engineer
National Highway Division
Hassan

Laying along NH-173 from KM 47.890 to KM 48.140

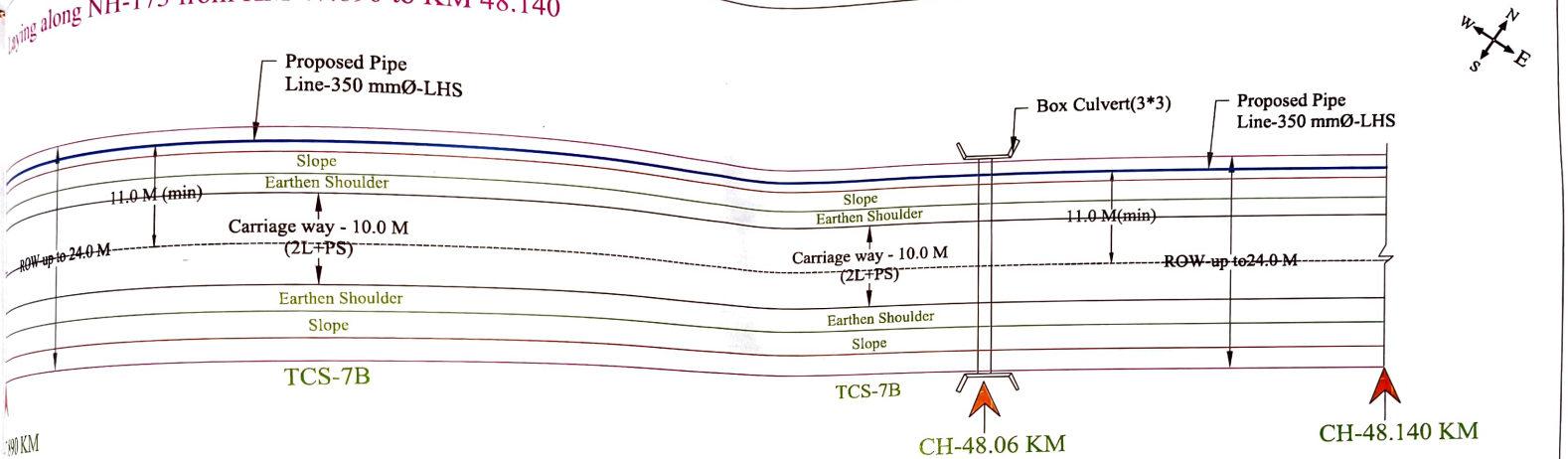

Typical Cross Section Type-7B

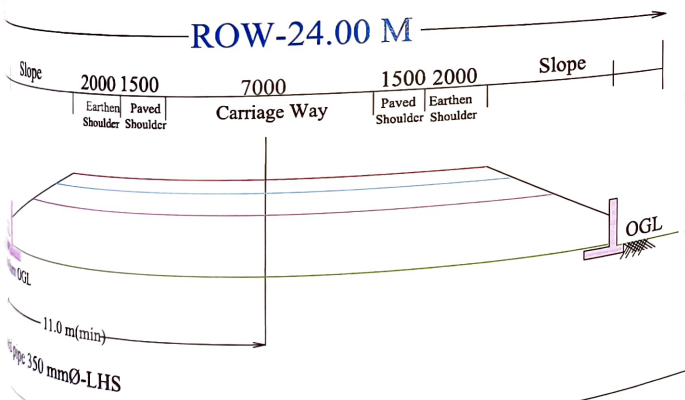

Proposed Pipe line
Chainage
Box Culvert
NOT TO SCALE

S.No	Starting Chainage	Ending Chainage	Length in Meters	Type of Cross Section/ROW	Pipe Laying
1.	47.890	48.140	250	TCS-7B (24.00m)	LHS

ಸಹಾಯಕ ಕಾರ್ಯಪಾಲಕ ಇಂಜಿನಿಯರ್
ಗ್ರಾಮೀಣ ಕುಡಿಯುವ ನೀರು ಮತ್ತು ಸೈಮ್ಯಲ್ಯ
ಉಪ ವಿಭಾಗ, ಚಿಕ್ಕಮಗಳೂರು.

Executive Engineer
R.W.S. & S. Dvn.,
Chikkamagaluru

Assistant Executive Engineer
National Highway Sub-Division
Belur

Executive Engineer
National Highway Division
Hassan

Laying along NH-173 from KM 48.140 to KM 48.447

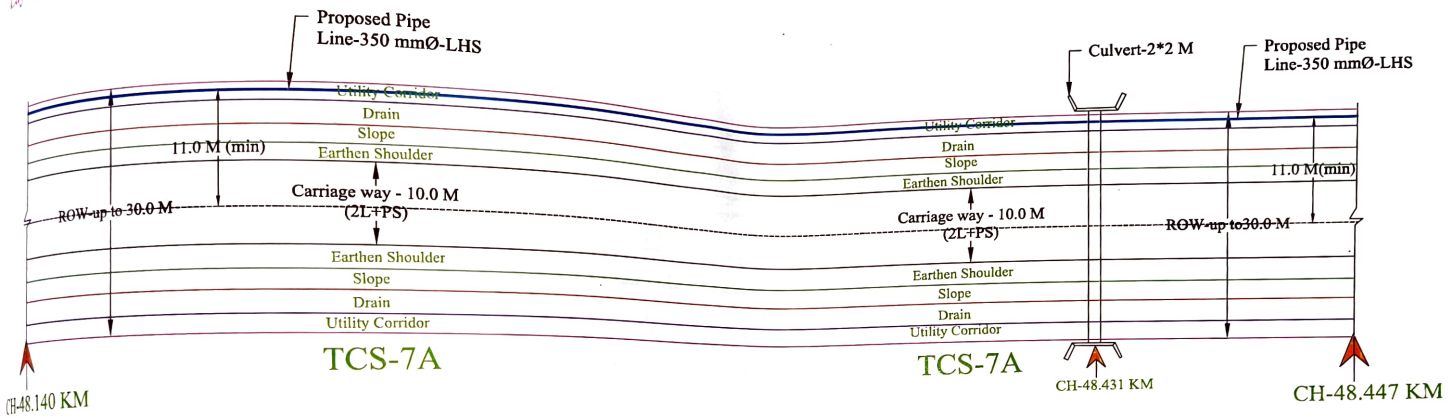

Typical Cross Section Type-7A

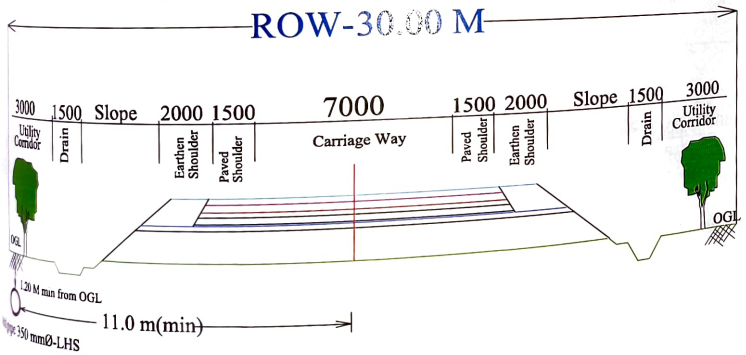

Proposed Pipe line
Chainage
Box Culvert

NOT TO SCALE

S.No	Starting Chainage	Ending Chainage	Length in Meters	Type of Cross Section/ROW	Pipe Laying
1.	48.140	48.447	307	TCS-7A (30.00m)	LHS

ಸಹಾಯಕ ಕಾರ್ಯಪಾಲಕ ಇಂಜಿನಿಯರ್
ಗ್ರಾಮೀಣ ಕುಡಿಯುವ ನೀರು ಮತ್ತು ನೈರ್ಮಲ್ಯ
ಉಪ ವಿಭಾಗ, ಚಿಕ್ಕಮಗಳೂರು.

Executive Engineer
R.W.S. & S. Dvn.,
Chikkamagaluru

Assistant Executive Engineer
National Highway Sub-Division
Belur

Executive Engineer
National Highway Division
Hassan

ying along NH-173 from KM 48.447 to KM 49.197

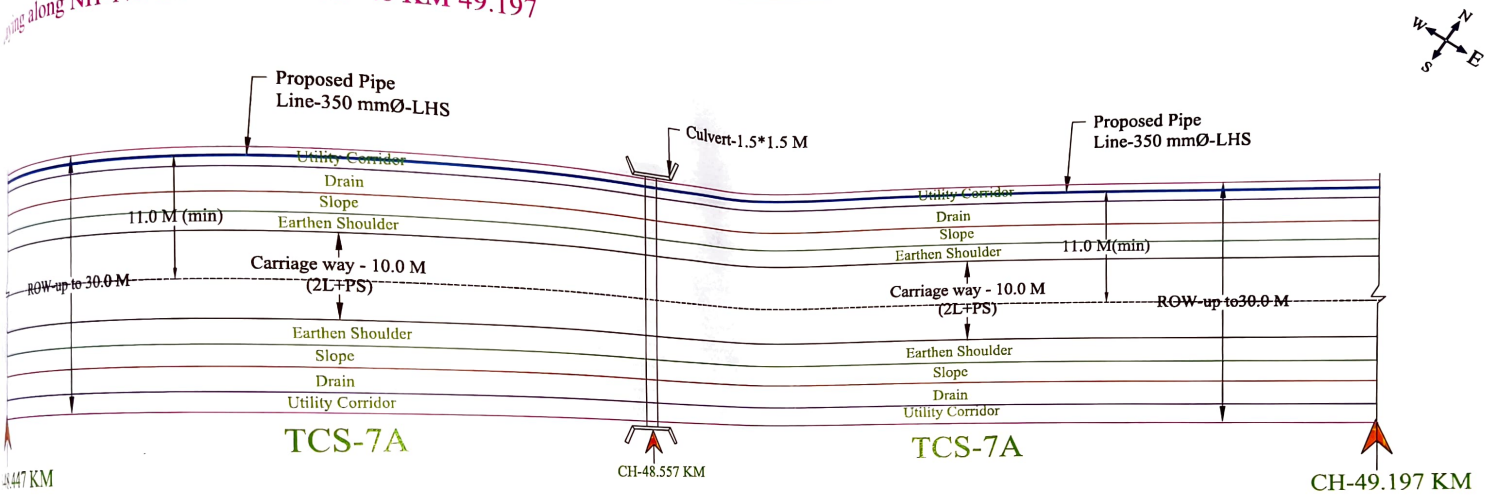

Typical Cross Section Type-7A

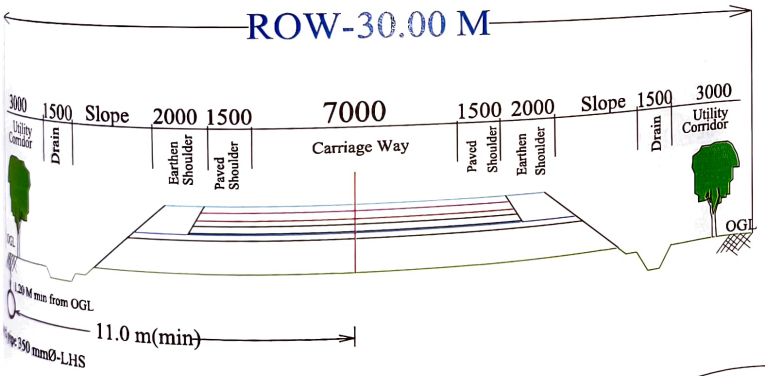

ಸಹಾಯಕ ಕಾರ್ಯಪಾಲಕ ಇಂಜಿನಿಯರ್
ಗ್ರಾಮೀಣ ಕುಡಿಯುವ ನೀರು ಮತ್ತು ನೈರ್ಮಲ್ಯ
ಉಪ ವಿಭಾಗ, ಚಿಕ್ಕಮಗಳೂರು.

Executive Engineer
R.W.S. & S. Dvn.,
Chikkamagaluru

Assistant Executive Engineer
National Highway Sub-Division
Belur

Executive Engineer
National Highway Division
Hassan

Proposed Pipe line
Chainage
Box Culvert
NOT TO SCALE

S.No	Starting Chainage	Ending Chainage	Length in Meters	Typeor Cross Section/ROW	Pipe Laying
1.	48.447	49.197	750	TCS-7A (30.00m)	LHS

ing along NH-173 from KM 49.197 to KM 50.047



7 KM

ಸಹಾಯಕ ಕಾರ್ಯಪಾಲಕ ಇಂಜಿನಿಯರ್
ಗ್ರಾಮೀಣ ಕುಡಿಯುವ ನೀರು ಮತ್ತು ನೈರ್ಮಲ್ಯ
ಉಪ ವಿಭಾಗ, ಚಿಕ್ಕಮಗಳೂರು.

Executive Engineer
R.W.S. & S. Dvn.,
Chikkamagaluru

Typical Cross Section Type-7A

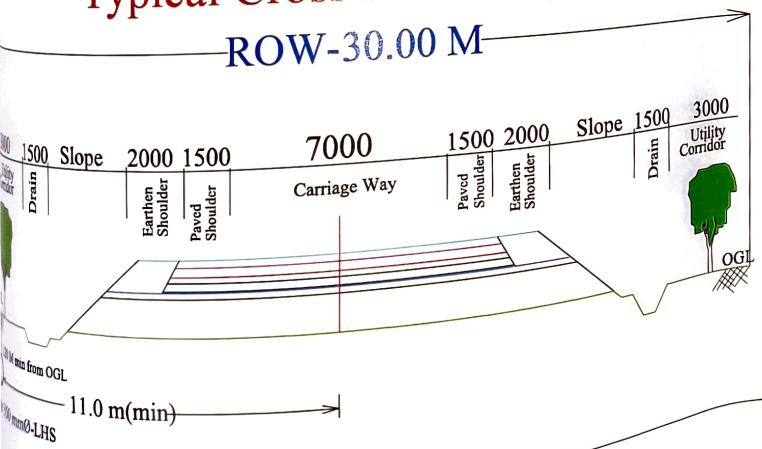

Assistant Executive Engineer
National Highway Sub-Division
Belur

Executive Engineer
National Highway Division
Hassan

Proposed Pipe line
Chainage
Box Culvert
NOT TO SCALE

S.No	Starting Chainage	Ending Chainage	Length in Meters	Type of Cross Section/ROW	Alignment
1.	49.197	50.047	850	TCS-7A (30.00m)	LHS

...e along NH-173 from KM 50.047 to KM 51.045

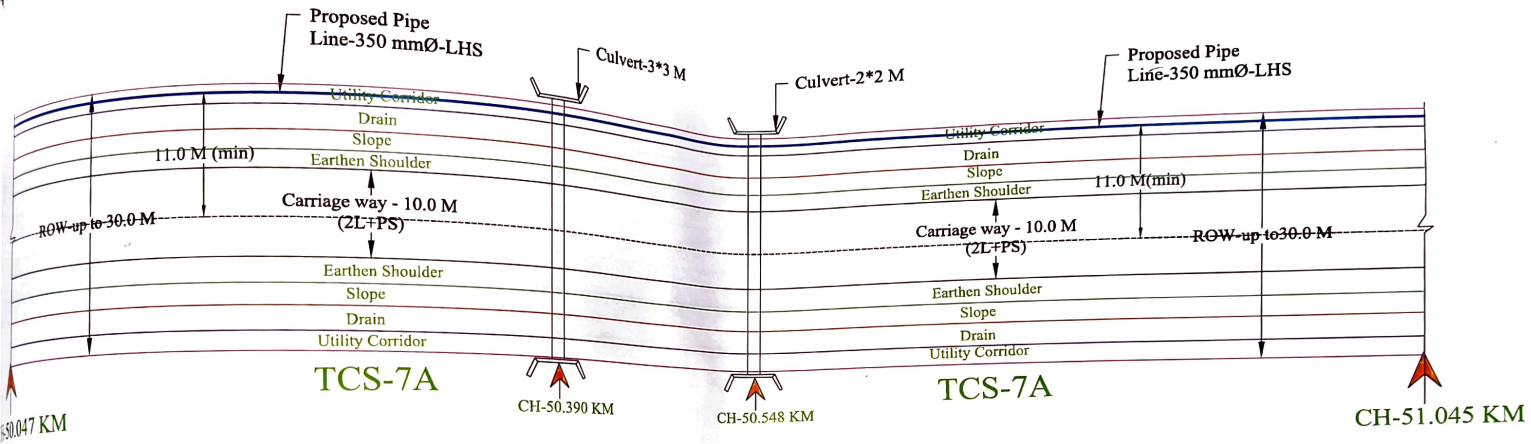

ಸಹಾಯಕ ಕಾರ್ಯಪಾಲಕ ಇಂಜಿನಿಯರ್
ಗ್ರಾಮೀಣ ಕುಡಿಯುವ ನೀರು ಮತ್ತು ನೈರ್ಮಲ್ಯ
ಉಪ ವಿಭಾಗ, ಚಿಕ್ಕಮಗಳೂರು.

Executive Engineer
R.W.S. & S. Dvn.,
Chikkamagaluru

Typical Cross Section Type-7A

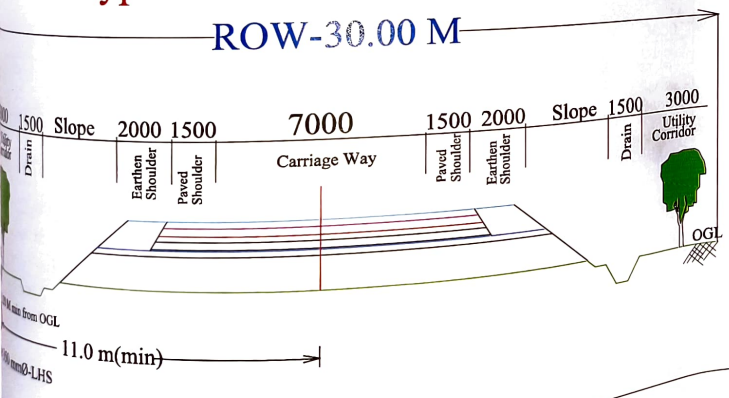

Assistant Executive Engineer
National Highway Sub-Division
Belur

Executive Engineer
National Highway Division
Hassan

Proposed Pipe line
Chainage
Box Culvert
NOT TO SCALE

S.No	Starting Chainage	Ending Chainage	Length in Meters	Typeor Cross Section/ROW	Alignment
1.	50.047	51.045	998	TCS-7A (30.00m)	LHS

along NH-173 from KM 51.045 to KM 52.043

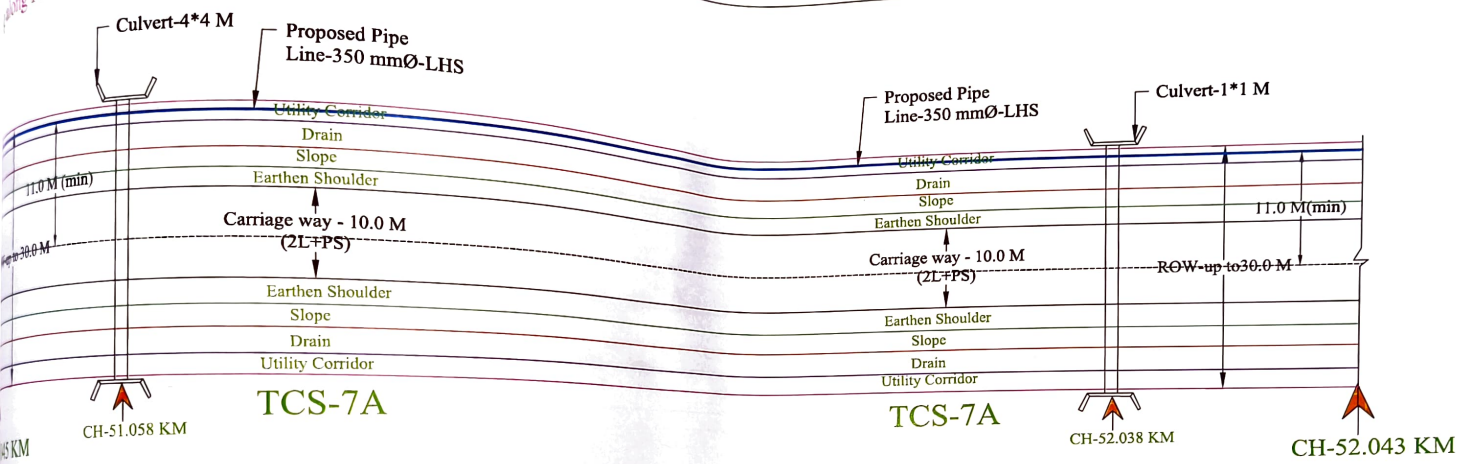

Typical Cross Section Type-7A

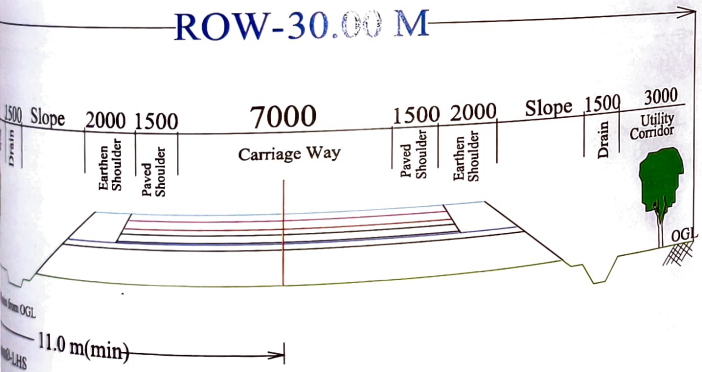

ಸಹಾಯಕ ಕಾರ್ಯಪಾಲಕ ಇಂಜಿನಿಯರ್
ಗ್ರಾಮೀಣ ಕುಡಿಯುವ ನೀರು ಮತ್ತು ನೈರ್ಮಲ್ಯ
ಉಪ ವಿಭಾಗ, ಚಿಕ್ಕಮಗಳೂರು.

Executive Engineer
R.W.S. & S. Dvn.,
Chikkamagaluru

Assistant Executive Engineer
National Highway Sub-Division
Belur

Executive Engineer
National Highway Division
Hassan

Proposed Pipe line
Chainage
Box Culvert
NOT TO SCALE

S.No	Starting Chainage	Ending Chainage	Length in Meters	Type of Cross Section/ROW	Pipe Laying
1.	51.045	52.043	998	TCS-7A (30.00m)	LHS

along NH-173 from KM 52.043 to KM 52.440

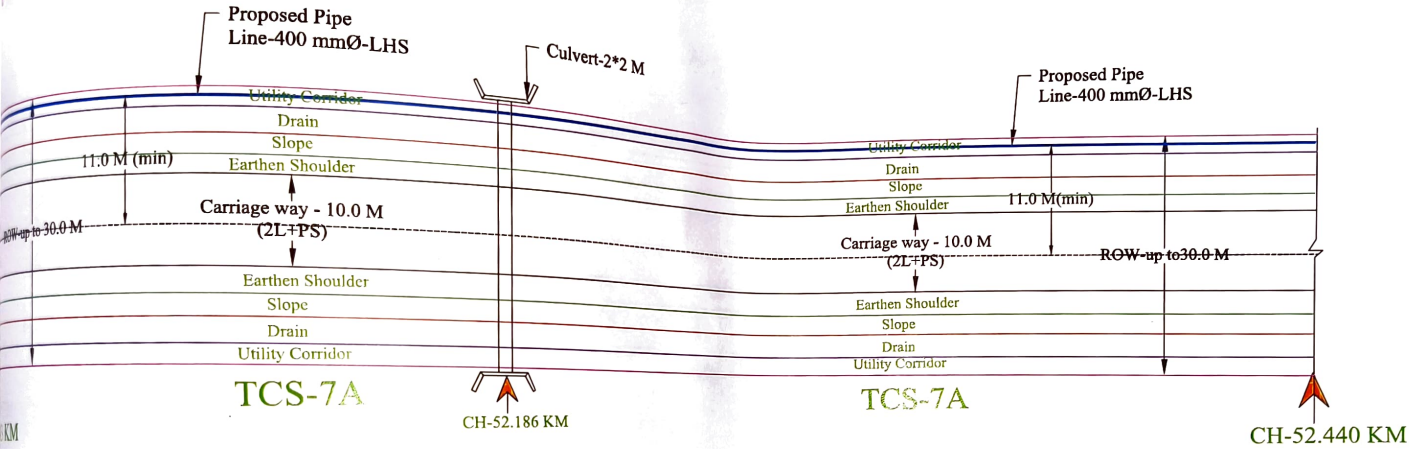

Typical Cross Section Type-7A

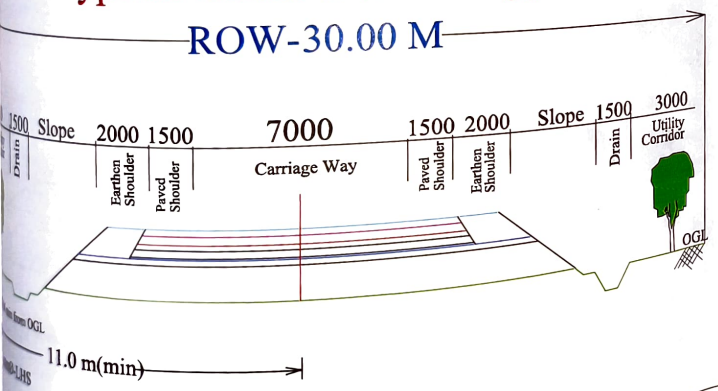

ಸಹಾಯಕ ಕಾರ್ಯಪಾಲಕ ಇಂಜಿನಿಯರ್
ಗ್ರಾಮೀಣ ಕುಡಿಯುವ ನೀರು ಮತ್ತು ನೈರ್ಮಲ್ಯ
ಸರಬರಾಜು ವಿಭಾಗ, ಚಿಕ್ಕಮಗಳೂರು.

Executive Engineer
R.W.S. & S. Dvn.,
Chikkamagaluru

Assistant Executive Engineer
National Highway Sub-Division
Belur

Executive Engineer
National Highway Division
Hassan

Proposed Pipe line
Chainage
Box Culvert
NOT TO SCALE

S.No	Starting Chainage	Ending Chainage	Length in Meters	Type of Cross Section/ROW	Pipe Laying
1.	52.043	52.440	397	TCS-7A (30.00m)	LHS

...e along NH-173 from KM 52.440 to KM 52.740

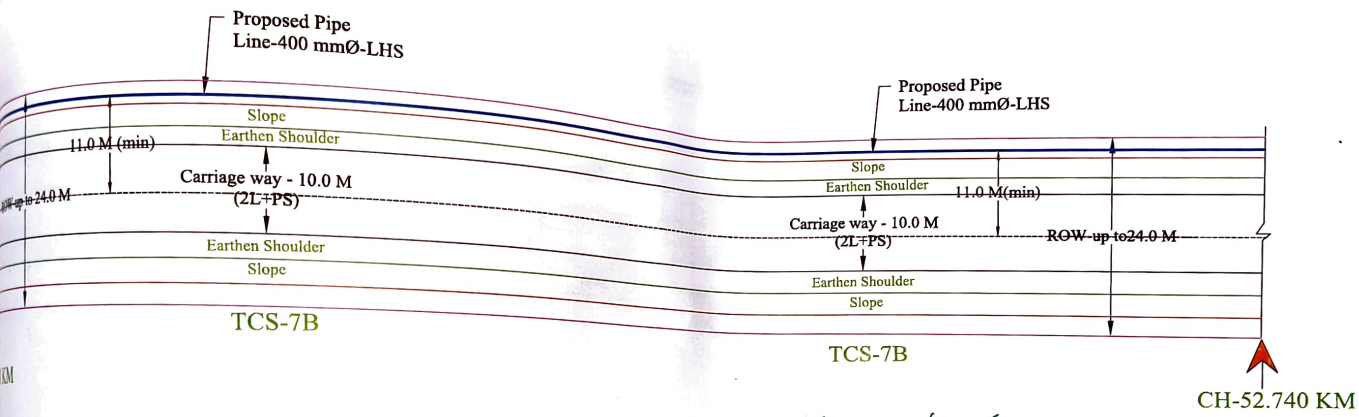

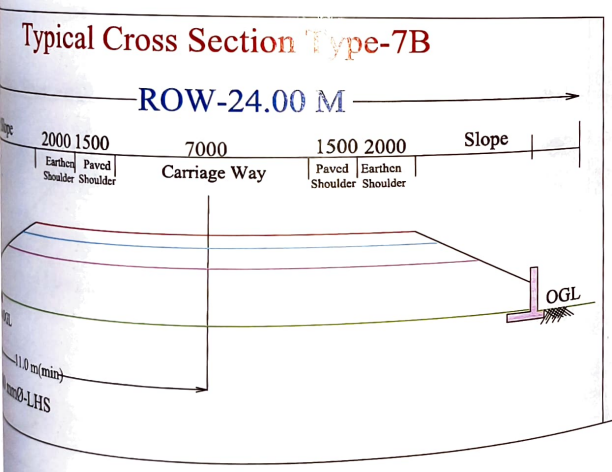

Proposed Pipe line
Chainage
Box Culvert
NOT TO SCALE

S.No	Starting Chainage	Ending Chainage	Length in Meters	Type or Cross Section/ROW	Pipe Laying
1.	52.440	52.740	300	TCS-7B (24.00m)	LHS

ಸಹಾಯಕ ಕಾರ್ಯಪಾಲಕ ಇಂಜಿನಿಯರ್
ಗ್ರಾಮೀಣ ಕುಡಿಯುವ ನೀರು ಮತ್ತು ನೈರ್ಮ...
ಉಪ ವಿಭಾಗ, ಚಿಕ್ಕಮಗಳೂರು.

Executive Engineer
R.W.S. & S. Dvn.,
Chikkamagaluru

Assistant Executive Engineer
National Highway Sub-Division
Belur

Executive Engineer
National Highway Division
Hassan

Laying along NH-173 from KM 52.740 to KM 53.740 and crossing at CH-53.300 KM

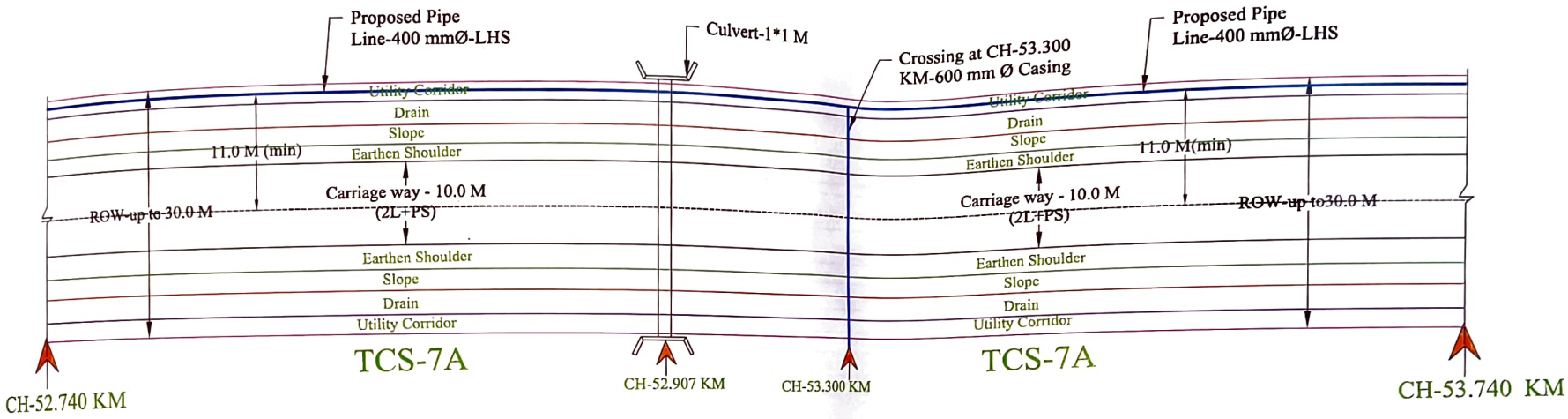

Typical Cross Section Type-7A

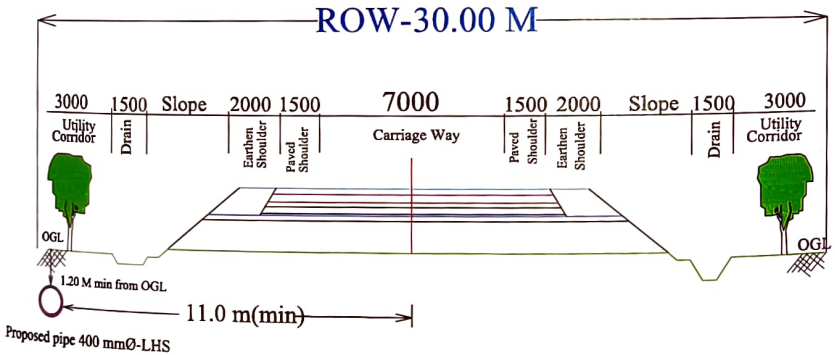

Typical Cross Section Type-7A

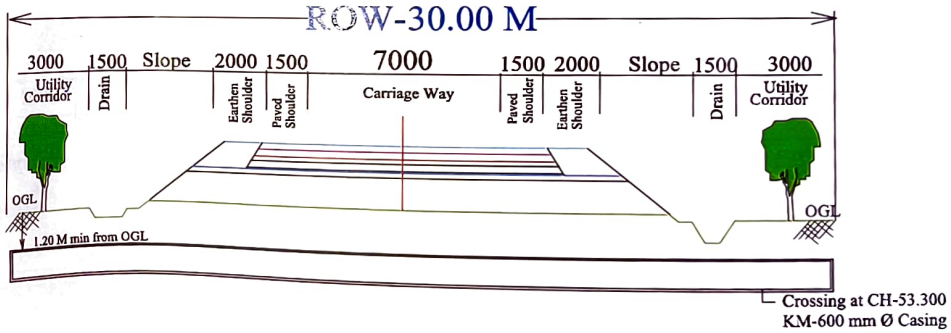

Proposed Pipe line
Chainage
Box Culvert
NOT TO SCALE

S.No	Starting Chainage	Ending Chainage	Length in Meters	Type of Cross Section/ROW	Pipe Laying
1.	52.740	53.740	1000	TCS-7A (30.00m)	LHS

ಸಹಾಯಕ ಕಾರ್ಯಪಾಲಕ ಇಂಜಿನಿಯರು
ಗ್ರಾಮೀಣ ಕುಡಿಯುವ ನೀರು ಮತ್ತು ನೈರ್ಮಲ್ಯ
ಉಪ ವಿಭಾಗ, ಚಿಕ್ಕಮಗಳೂರು.

Executive Engineer
R.W.S. & S. Dvn.,
Chikkamagaluru

Assistant Executive Engineer
National Highway Sub-Division
Belur

Executive Engineer
National Highway Division
Hassan

Laying along NH-173 from KM 53.740 to KM 54.00

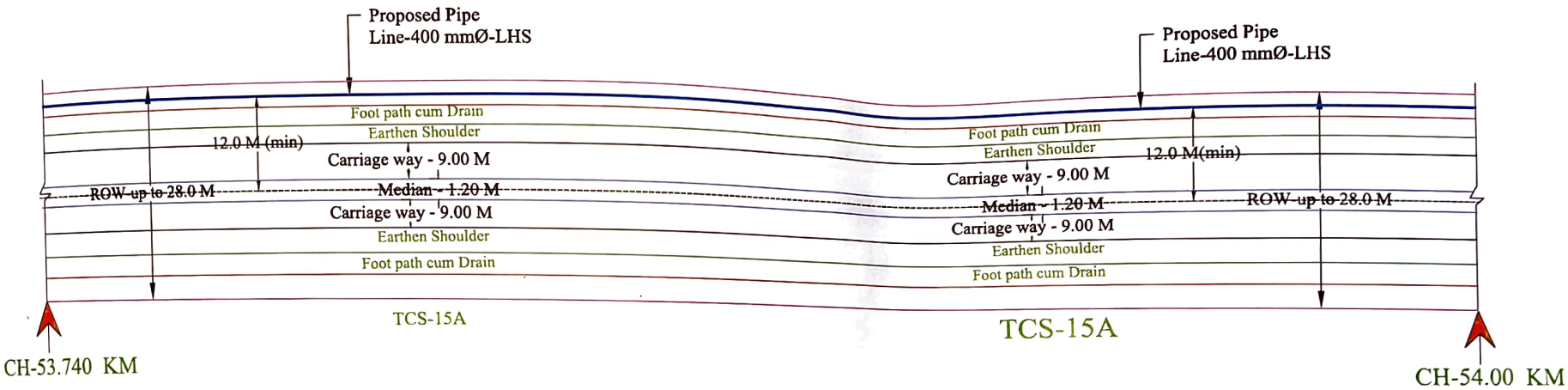

Typical Cross Section Type-15A

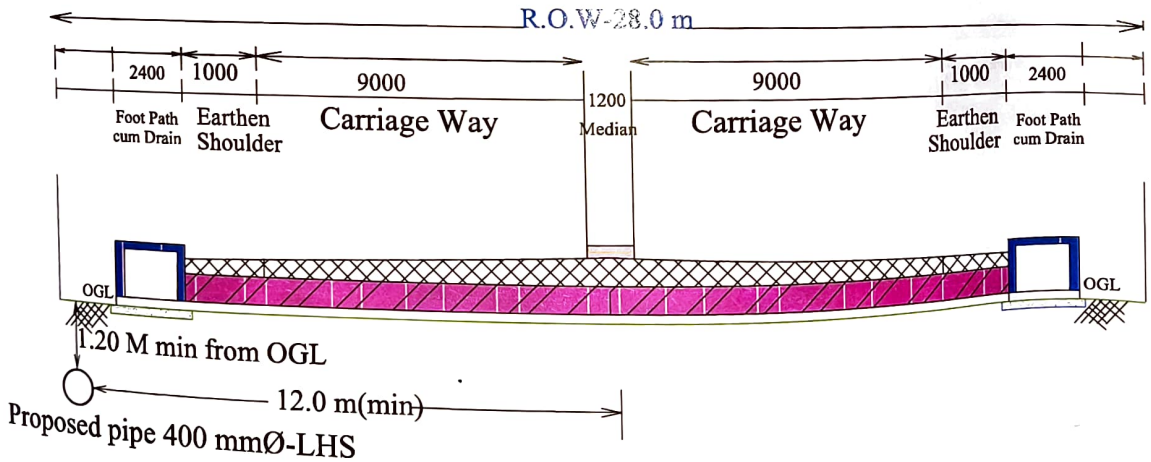

ಸಹಾಯಕ ಕಾರ್ಯಪಾಲಕ ಅಭಿಯಂತರರು
ಗ್ರಾಮೀಣ ಕುಡಿಯುವ ನೀರು ಮತ್ತು ನೈರ್ಮಲ್ಯ
ಉಪ ವಿಭಾಗ, ಚಿಕ್ಕಮಗಳೂರು.

Executive Engineer
R.W.S. & S. Dvn.,
Chikkamagaluru

Assistant Executive Engineer
National Highway Sub-Division
Belur

Executive Engineer
National Highway Division
Hassan

Proposed Pipe line
Chainage
Box Culvert
NOT TO SCALE

S.No	Starting Chainage	Ending Chainage	Length in Meters	Type of Cross Section/ROW	Pipe Laying
1.	53.740	54.00	260	TCS-15A (28.00m)	LHS

Laying along NH-173 from KM 54.900 to KM 55.510

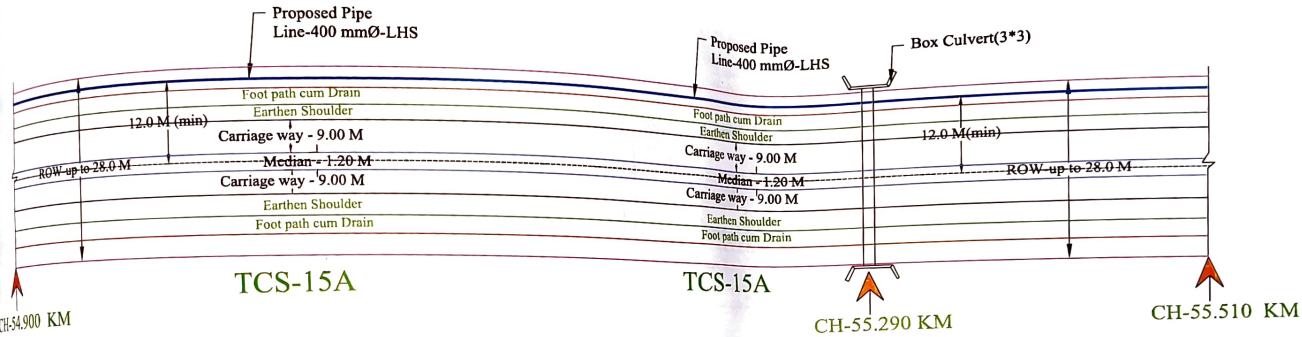

Typical Cross Section Type-15A

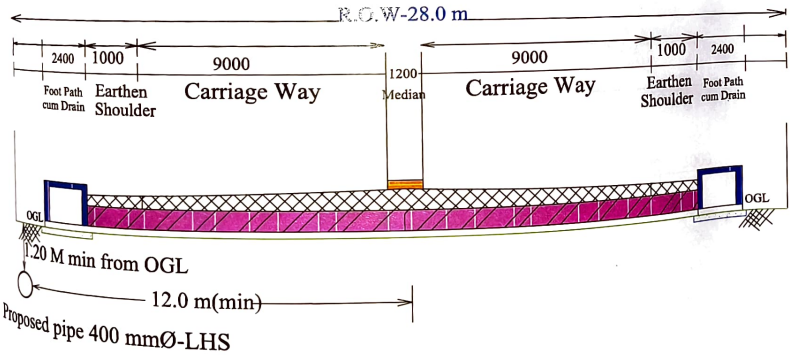

ಸಹಾಯಕ ಕಾರ್ಯಪಾಲಕ ಇಂಜಿನಿಯರ್
ಗ್ರಾಮೀಣ ಕುಡಿಯುವ ನೀರು ಮತ್ತು ನೈರ್ಮಲ್ಯ
ಉಪ ವಿಭಾಗ, ಚಿಕ್ಕಮಗಳೂರು.

Executive Engineer
R.W.S. & S. Dvn.,
Chikkamagaluru

Assistant Executive Engineer
National Highway Sub-Division.
Belur

Executive Engineer
National Highway Division
Hassan

Proposed Pipe line
Chainage
Box Culvert
NOT TO SCALE

S.No	Starting Chainage	Ending Chainage	Length in Meters	Type of Cross Section/ROW	Pipe Laying
1.	54.900	55.510	610	TCS-15A (28.00m)	LHS

Laying along NH-173 from KM 55.510 to KM 56.340

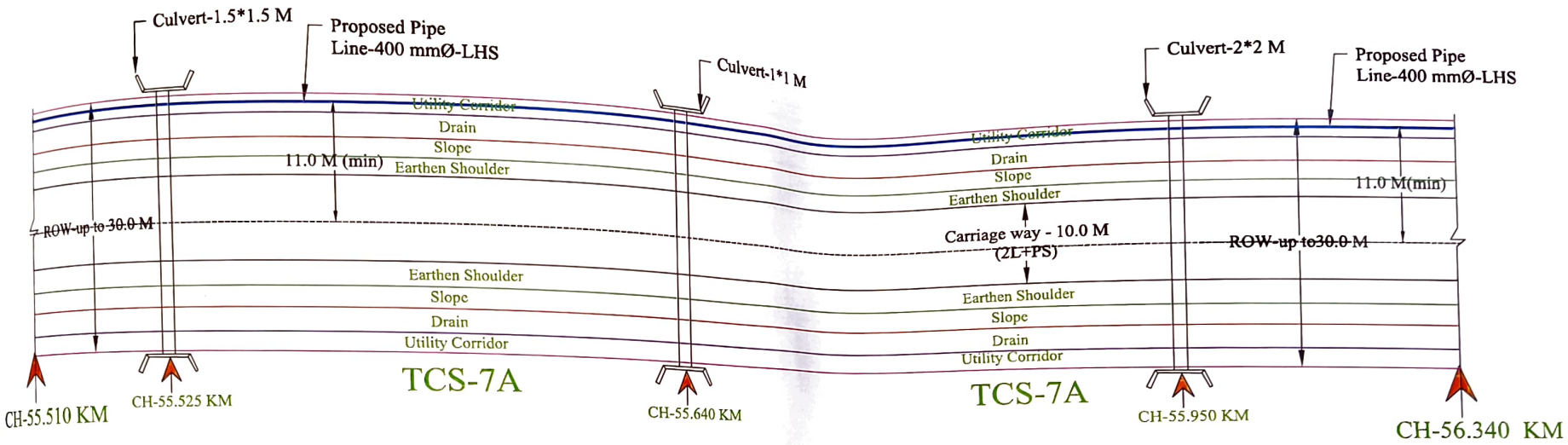

Typical Cross Section Type-7A

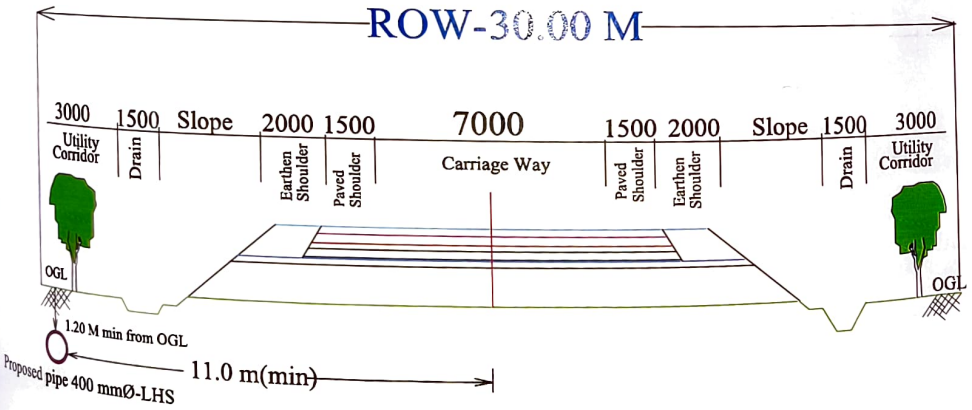

ಸಹಾಯಕ ಕಾರ್ಯಪಾಲಕ ಇಂಜಿನಿಯರ್
ಗ್ರಾಮೀಣ ಕುಡಿಯುವ ನೀರು ಮತ್ತು ನೈರ್ಮಲ್ಯ
ಉಪ ವಿಭಾಗ, ಚಿಕ್ಕಮಗಳೂರು.

Executive Engineer
R.W.S. & S. Dvn.,
Chikkamagaluru

Assistant Executive Engineer
National Highway Sub-Division
Belur

Executive Engineer
National Highway Division
Hassan

Proposed Pipe line
Chainage
Box Culvert
NOT TO SCALE

S.No	Starting Chainage	Ending Chainage	Length in Meters	Type of Cross Section/ROW	Pipe Laying
1.	55.510	56.340	830	TCS-7A (30.00m)	LHS

Laying along NH-173 from KM 56.340 to KM 56.700



Typical Cross Section Type-7B

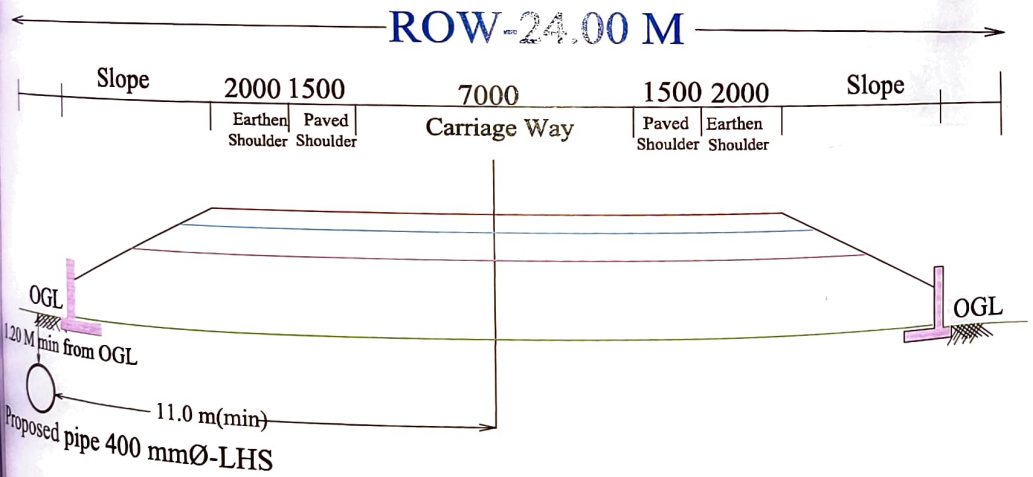

ಸಹಾಯಕ ಕಾರ್ಯಪಾಲಕ ಇಂಜಿನಿಯರ್
ಗ್ರಾಮೀಣ ಕುಡಿಯುವ ನೀರು ಮತ್ತು ನೈರ್ಮಲ್ಯ
ಉಪ ವಿಭಾಗ, ಚಿಕ್ಕಮಗಳೂರು.

Executive Engineer
R.W.S. & S. Dvn.,
Chikkamagaluru

Assistant Executive Engineer
National Highway Sub-Division
Belur

Executive Engineer
National Highway Division
Hassan

Proposed Pipe line
Chainage
Box Culvert
NOT TO SCALE

S.No	Starting Chainage	Ending Chainage	Length in Meters	Type of Cross Section/ROW	Pipe Laying
1.	56.340	56.700	360	TCS-7B (24.00m)	LHS

aying along NH-173 from KM 59.630 to KM 60.490



.630 KM

Typical Cross Section Type-7A

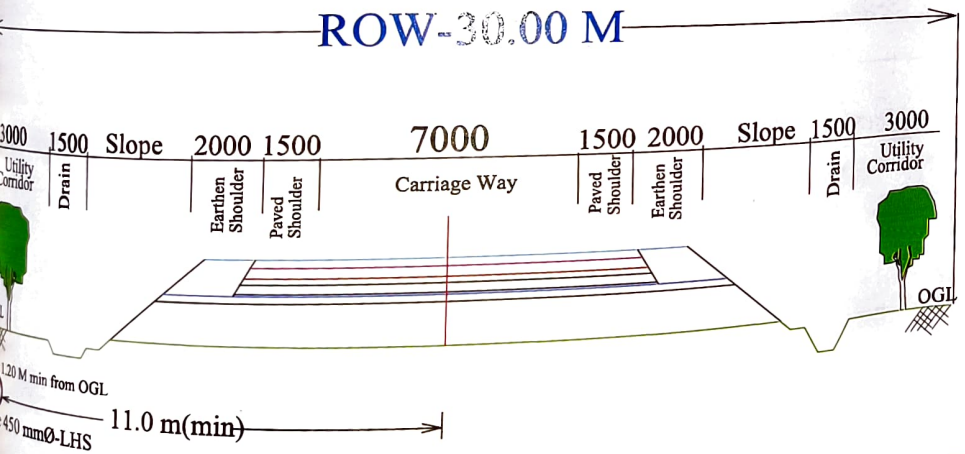

ಸಹಾಯಕ ಕಾರ್ಯಪಾಲಕ ಇಂಜಿನಿಯರ್
ಗ್ರಾಮೀಣ ಕುಡಿಯುವ ನೀರು ಮತ್ತು ನೈರ್ಮಲ್ಯ
ಉಪ ವಿಭಾಗ, ಚಿಕ್ಕಮಗಳೂರು.

Executive Engineer
R.W.S. & S. Dvn.,
Chikkamagaluru

Assistant Executive Engineer
National Highway Sub-Division
Belur

Executive Engineer
National Highway Division
Hassan

Proposed Pipe line
Chainage
Box Culvert
NOT TO SCALE

S.No	Starting Chainage	Ending Chainage	Length in Meters	Type of Cross Section/ROW	Pipe Laying
1.	59.630	60.490	860	TCS-7A (30.00m)	LHS

Laying along NH-173 from KM 60.490 to KM 60.740

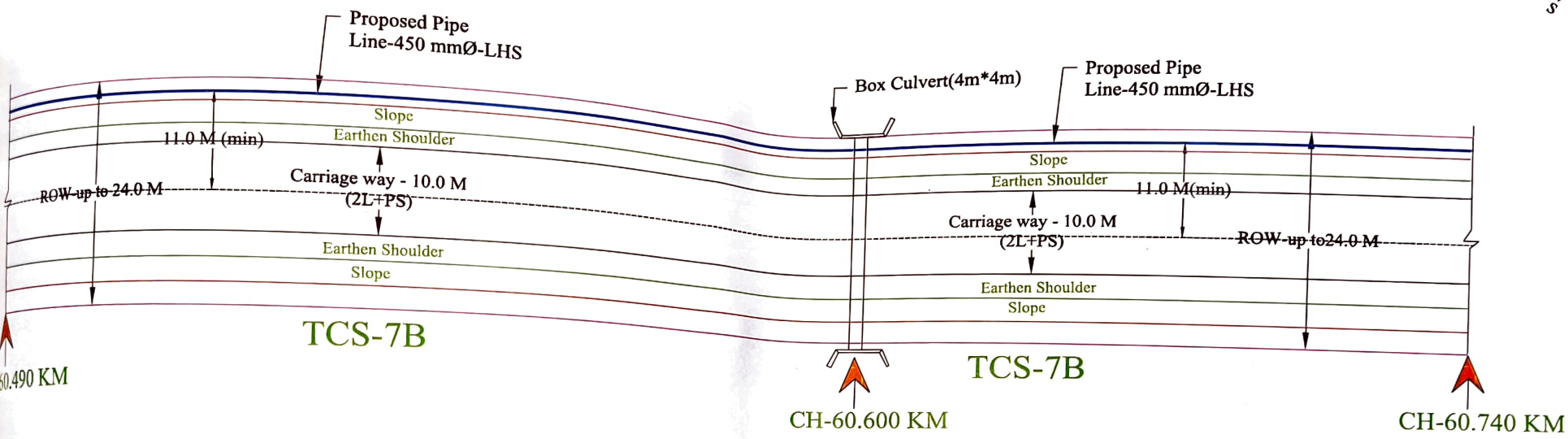

Typical Cross Section Type-7B

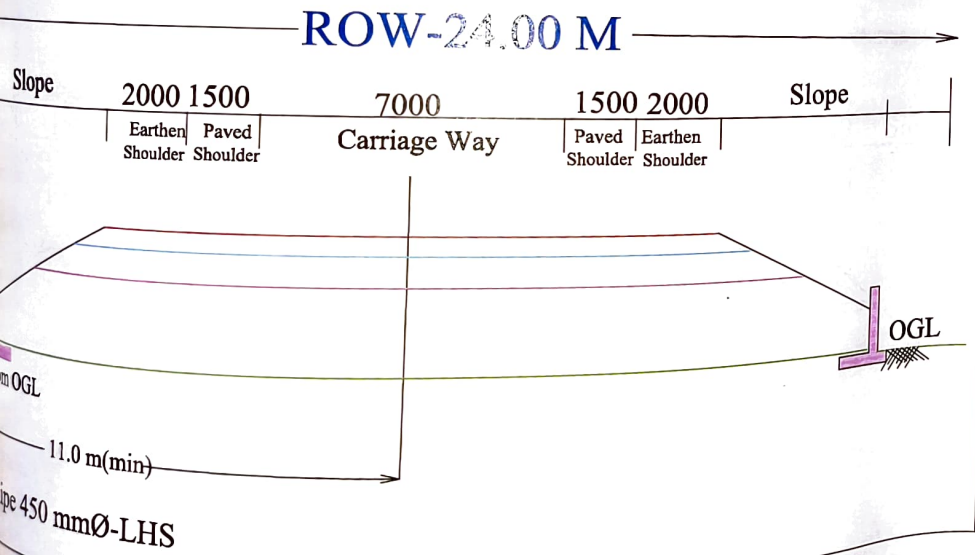

ಸಹಾಯಕ ಕಾರ್ಯಪಾಲಕ ಇಂಜಿನಿಯರ್
ಗ್ರಾಮೀಣ ಕುಡಿಯುವ ನೀರು ಮತ್ತು ನೈರ್ಮಲ್ಯ
ಉಪ ವಿಭಾಗ, ಚಿಕ್ಕಮಗಳೂರು.

Executive Engineer
R.W.S. & S. Dvn.,
Chikkamagaluru

Assistant Executive Engineer
National Highway Sub-Division
Belur

Executive Engineer
National Highway Division
Hassan

Proposed Pipe line
Chainage
Box Culvert
NOT TO SCALE

S.No	Starting Chainage	Ending Chainage	Length in Meters	Type of Cross Section/ROW	Pipe Laying
1.	60.490	60.740	250	TCS-7B (24.00m)	LHS

Laying along NH-173 from KM 60.740 to KM 61.147

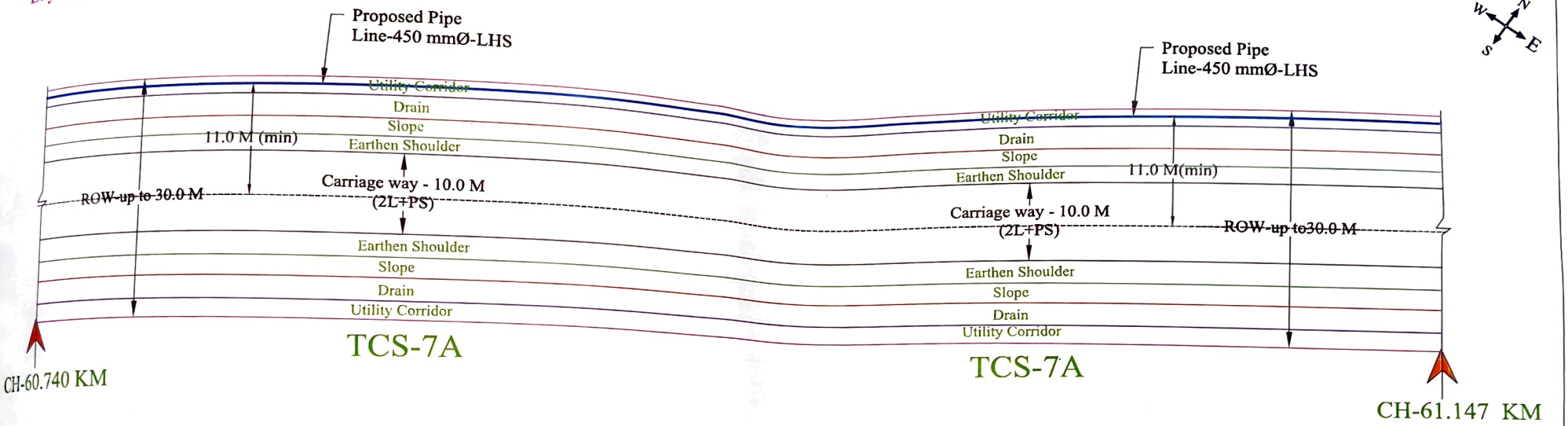

Typical Cross Section Type-7A

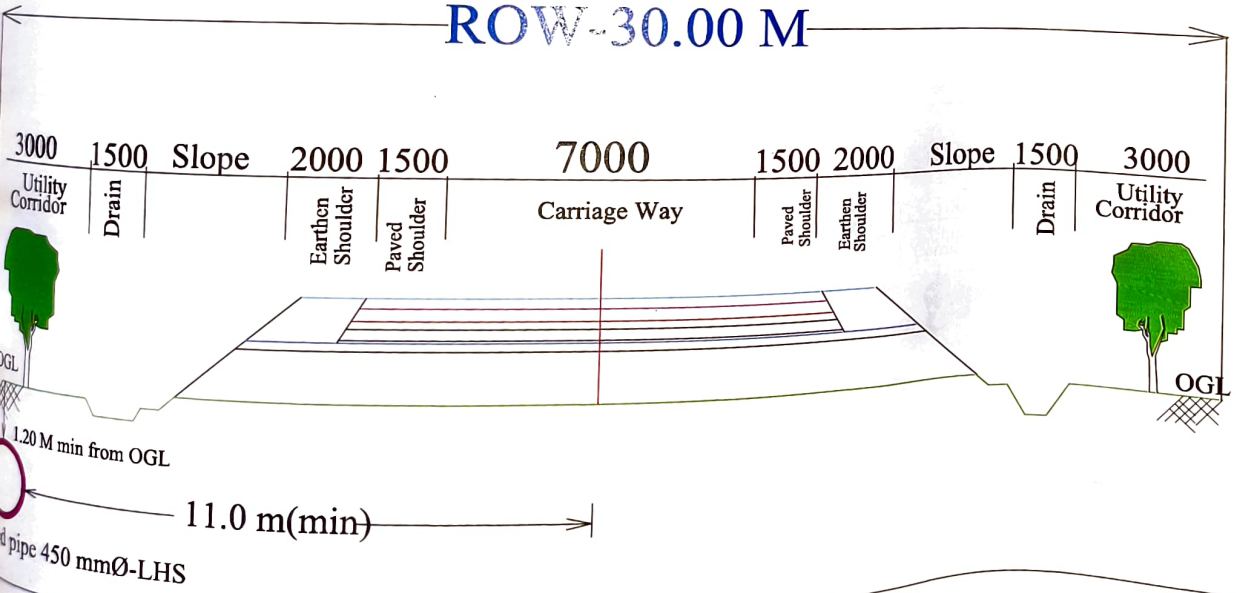

ಸಹಾಯಕ ಕಾರ್ಯಪಾಲಕ ಇಂಜಿನಿಯರ್
ಗ್ರಾಮೀಣ ಕುಡಿಯುವ ನೀರು ಮತ್ತು ನೈರ್ಮಲ್ಯ
ಉಪ ವಿಭಾಗ, ಚಿಕ್ಕಮಗಳೂರು.

Executive Engineer
R.W.S. & S. Dvn.,
Chikkamagaluru

Assistant Executive Engineer
National Highway Sub-Division
Belur

Executive Engineer
National Highway Division
Hassan

Proposed Pipe line
Chainage
Box Culvert
NOT TO SCALE

S.No	Starting Chainage	Ending Chainage	Length in Meters	Type of Cross Section/ROW	Pipe Laying
1.	60.740	61.147	407	TCS-7A (30.00m)	LHS

Laying along NH-173 from KM 61.147 to KM 62.147

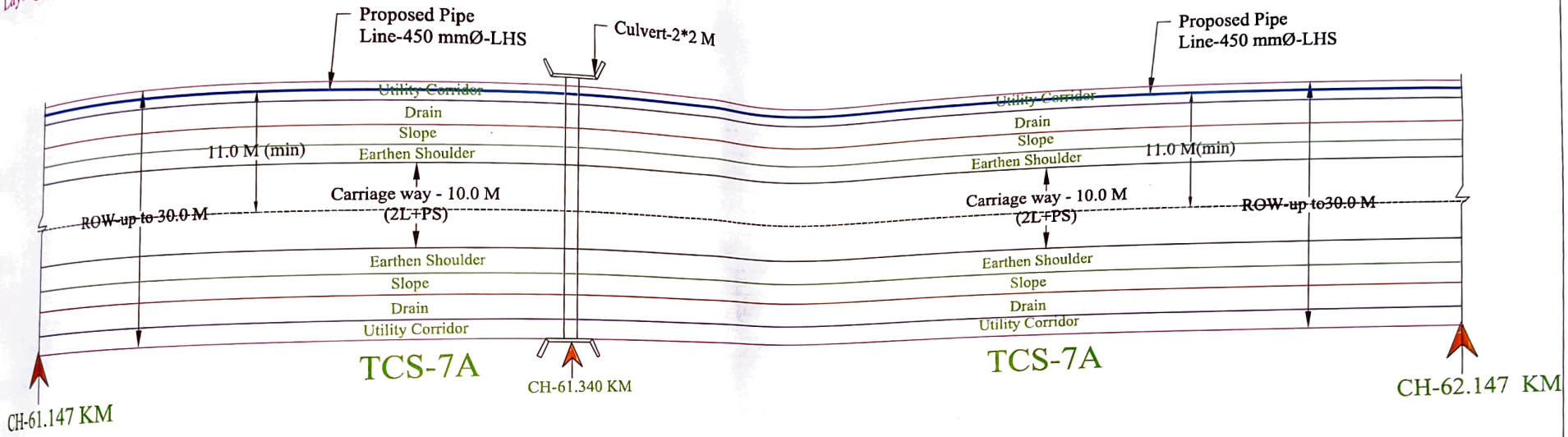

Typical Cross Section Type-7A

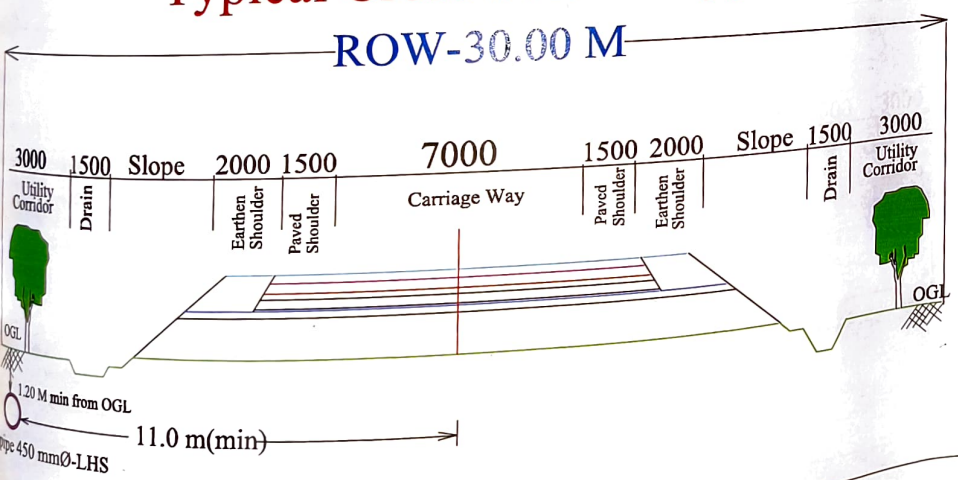

Proposed Pipe line
Chainage
Box Culvert
NOT TO SCALE

S.No	Starting Chainage	Ending Chainage	Length in Meters	Type of Cross Section/ROW	Pipe Laying
1.	61.147	62.147	1000	TCS-7A (30.00m)	LHS

ಸಹಾಯಕ ಕಾರ್ಯಪಾಲಕ ಇಂಜಿನಿಯರ್
ಗ್ರಾಮೀಣ ಕುಡಿಯುವ ನೀರು ಮತ್ತು ನೈರ್ಮಲ್ಯ
ಉಪ ವಿಭಾಗ, ಚಿಕ್ಕಮಗಳೂರು.

Executive Engineer
R.W.S. & S. Dvn.,
Chikkamagaluru

Assistant Executive Engineer
National Highway Sub-Division
Belur

Executive Engineer
National Highway Division
Hassan

Laying along NH-173 from KM 62.147 to KM 62.690



Typical Cross Section Type-7A

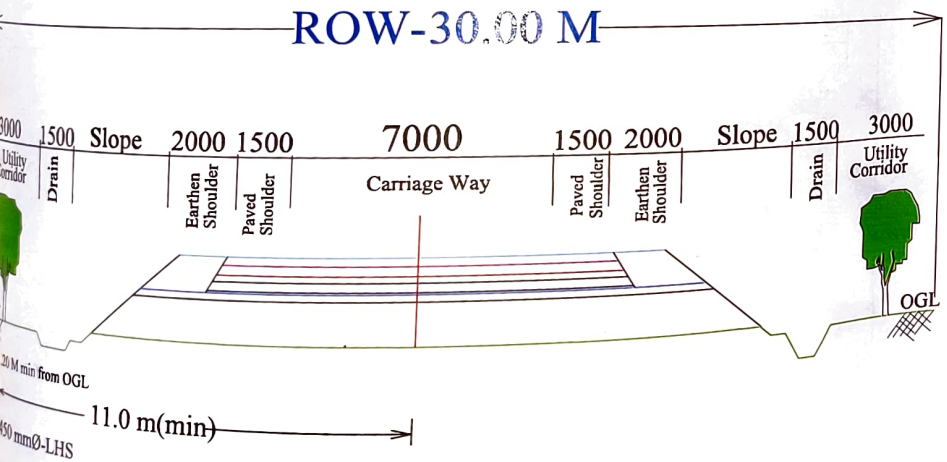

ಸಹಾಯಕ ಕಾರ್ಯಪಾಲಕ ಇಂಜಿನಿಯರ್
ಗ್ರಾಮೀಣ ಕುಡಿಯುವ ನೀರು ಮತ್ತು ನೈರ್ಮಲ್ಯ
ಉಪ ವಿಭಾಗ, ಚಿಕ್ಕಮಗಳೂರು.

Executive Engineer
R.W.S. & S. Dvn.,
Chikkamagaluru

Assistant Executive Engineer
National Highway Sub-Division
Belur

Executive Engineer
National Highway Division
Hassan

Proposed Pipe line
Chainage
Box Culvert
NOT TO SCALE

S.No	Starting Chainage	Ending Chainage	Length in Meters	Type of Cross Section/ROW	Pipe Laying
1.	62.147	62.690	543	TCS-7A (30.00m)	LHS

Laying along NH-173 from KM 62.690 to KM 62.890

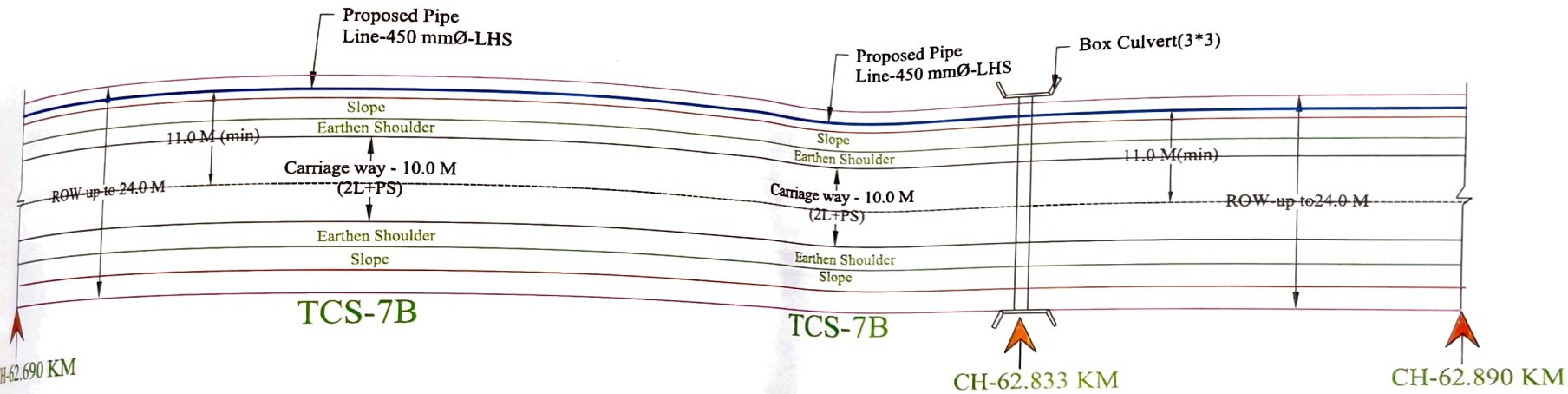

Typical Cross Section Type-7B

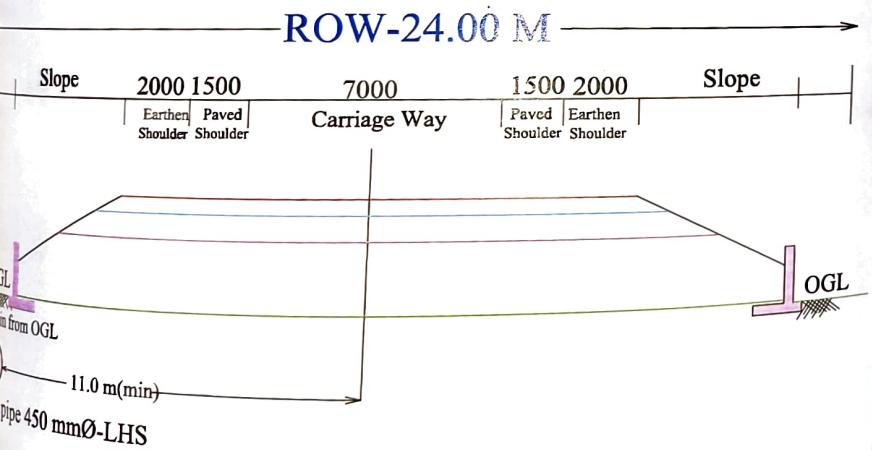

ಸಹಾಯಕ ಕಾರ್ಯಪಾಲಕ ಇಂಜಿನಿಯರ್
ಗ್ರಾಮೀಣ ಕುಡಿಯುವ ನೀರು ಮತ್ತು ನೈರ್ಮಲ್ಯ
ಉಪ ವಿಭಾಗ, ಚಿಕ್ಕಮಗಳೂರು.

Executive Engineer
R.W.S. & S. Dvn.,
Chikkamagaluru

Assistant Executive Engineer
National Highway Sub-Division
Belur

Executive Engineer
National Highway Division
Hassan

Proposed Pipe line
Chainage
Box Culvert
NOT TO SCALE

S.No	Starting Chainage	Ending Chainage	Length in Meters	Type of Cross Section/ROW	Pipe Laying
1.	62.690	62.890	200	TCS-7B (24.00m)	LHS

Laying along NH-173 from KM 62.890 to KM 63.890

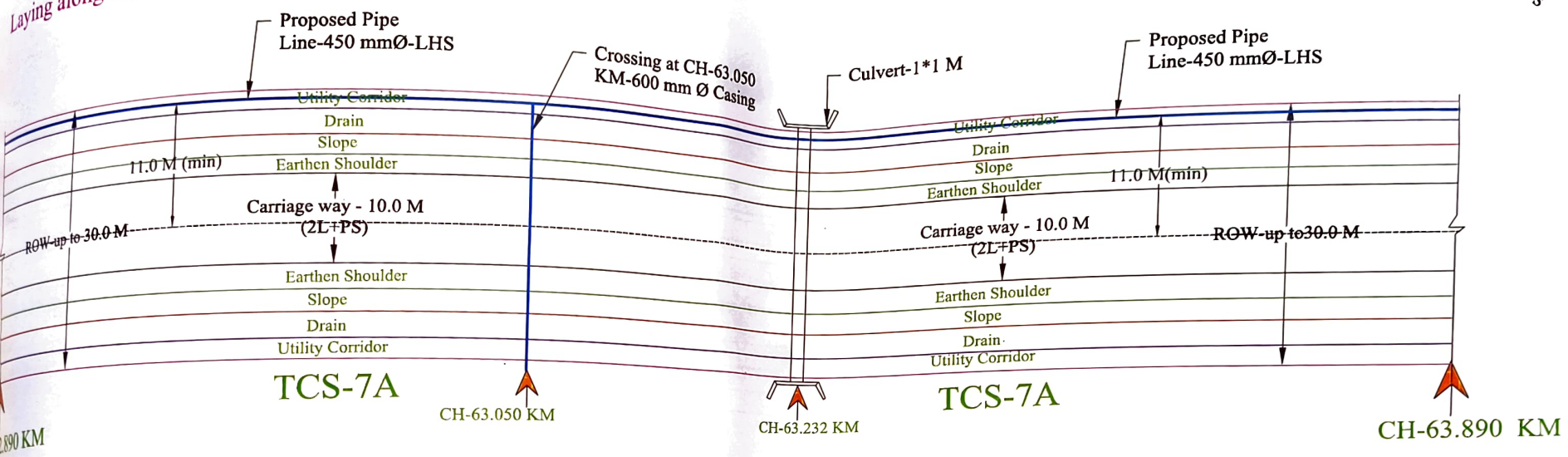

Typical Cross Section Type-7A

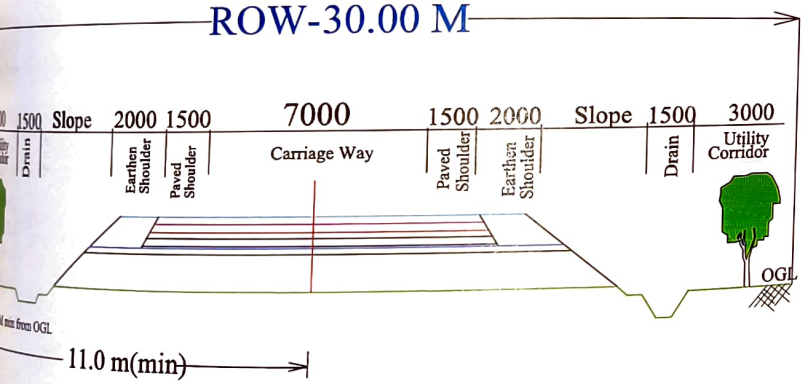

Typical Cross Section Type-7A

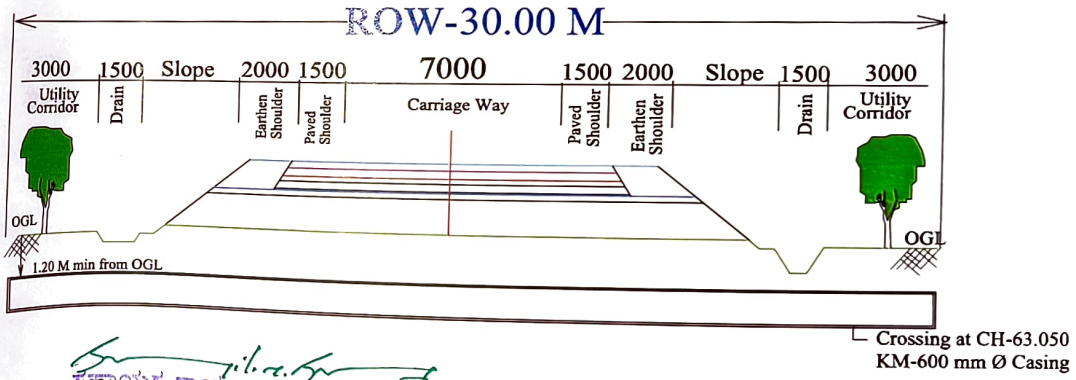

Proposed Pipe line
Chainage
Box Culvert

S.No	Starting Chainage	Ending Chainage	Length in Meters	Type of Cross Section/ROW	Pipe Laying
1.	62.890	63.890	1000	TCS-7A (30.00m)	LHS

ಸಹಾಯಕ ಕಾರ್ಯಪಾಲಕ ಇಂಜಿನಿಯರ್
ಗ್ರಾಮೀಣ ಕುಡಿಯುವ ನೀರು ಮತ್ತು ನೈರ್ಮಲ್ಯ
ಉಪ ವಿಭಾಗ, ಚಿಕ್ಕಮಗಳೂರು.

Executive Engineer
R.W.S. & S. Dvn.,
Chikkamagaluru

Assistant Executive Engineer
National Highway Sub-Division
Balur

Executive Engineer
National Highway Division
Hassan

Laying along NH-173 from KM 63.890 to KM 63.990

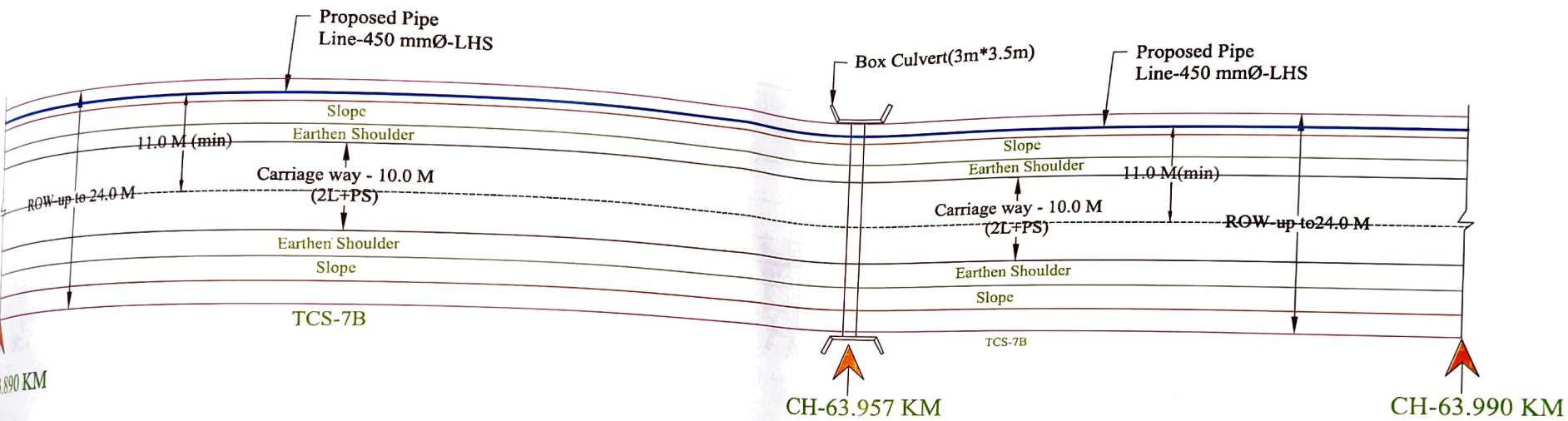

Typical Cross Section Type-7B

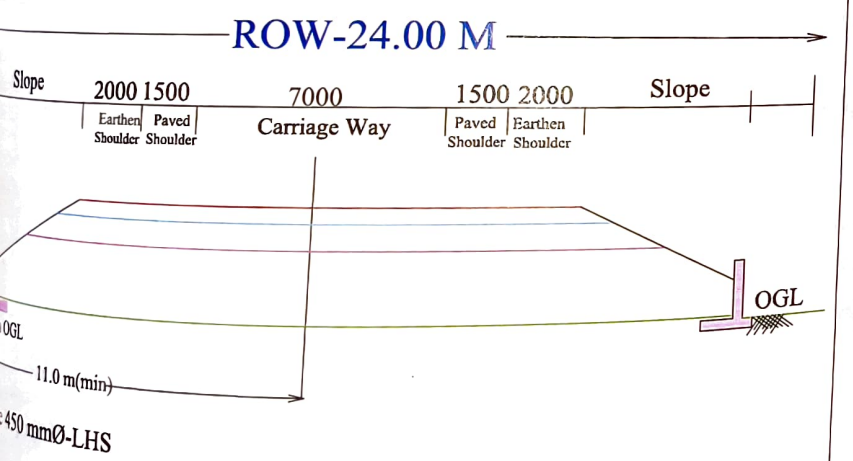

ಸಹಾಯಕ ಕಾರ್ಯಪಾಲಕ ಇಂಜಿನಿಯರ್
ಗ್ರಾಮೀಣ ಕುಡಿಯುವ ನೀರು ಮತ್ತು ಸ್ವಚ್ಛತಾ
ಉಪ ವಿಭಾಗ, ಚಿಕ್ಕಮಗಳೂರು.

Executive Engineer
R.W.S. & S. Dvn.,
Chikkamagaluru

Assistant Executive Engineer
National Highway Sub-Division
Belur

Executive Engineer
National Highway Division
Hassan

Proposed Pipe line
Chainage
Box Culvert
NOT TO SCALE

S.No	Starting Chainage	Ending Chainage	Length in Meters	Type of Cross Section/ROW	Pipe Laying
1.	63.890	63.990	100	TCS-7B (24.00m)	LHS

Laying along NH-173 from KM 63.990 to KM 64.947

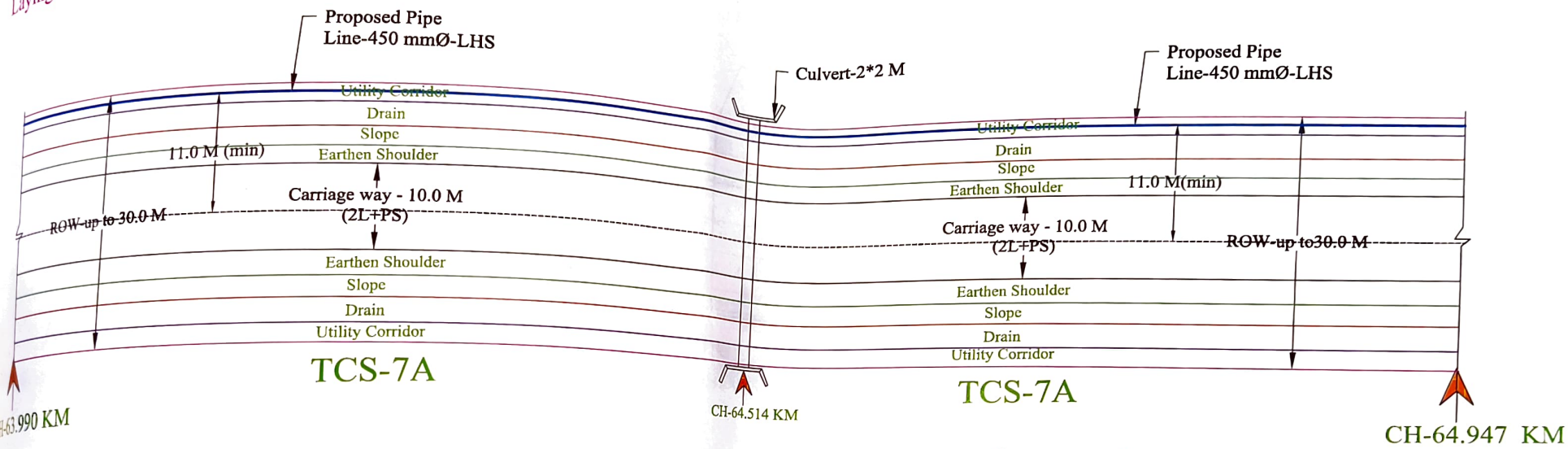

Typical Cross Section Type-7A

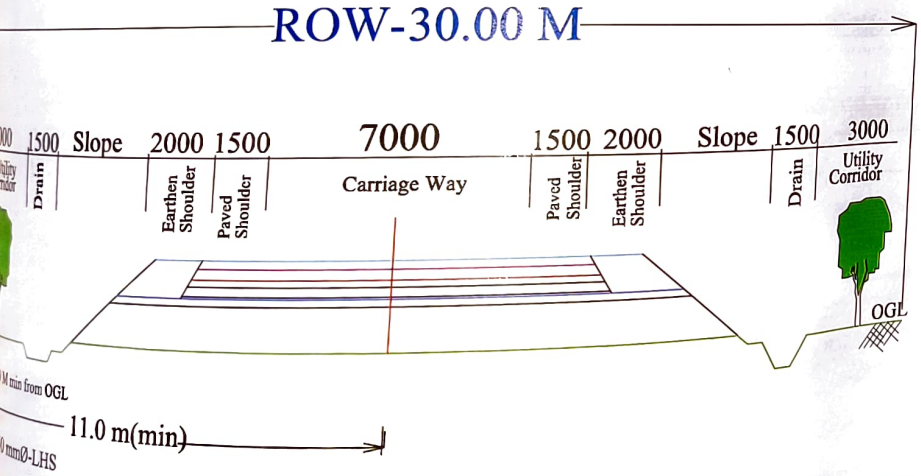

ಸಹಾಯಕ ಕಾರ್ಯಪಾಲಕ ಇಂಜಿನಿಯರ್
ಗ್ರಾಮೀಣ ಕುಡಿಯುವ ನೀರು ಮತ್ತು ನೈರ್ಮಲ್ಯ
ಉಪ ವಿಭಾಗ, ಚಿಕ್ಕಮಗಳೂರು.

Executive Engineer
R.W.S. & S. Dvn.,
Chikkamagaluru

Assistant Executive Engineer
National Highway Sub-Division
Belur

Executive Engineer
National Highway Division
Hassan

Proposed Pipe line
Chainage
Box Culvert
NOT TO SCALE

S.No	Starting Chainage	Ending Chainage	Length in Meters	Type of Cross Section/ROW	Pipe Laying
1.	63.990	64.947	957	TCS-7A (30.00m)	LHS

Laying along NH-173 from KM 64.947 to KM 65.640 and crossing at CH-65.100 KM

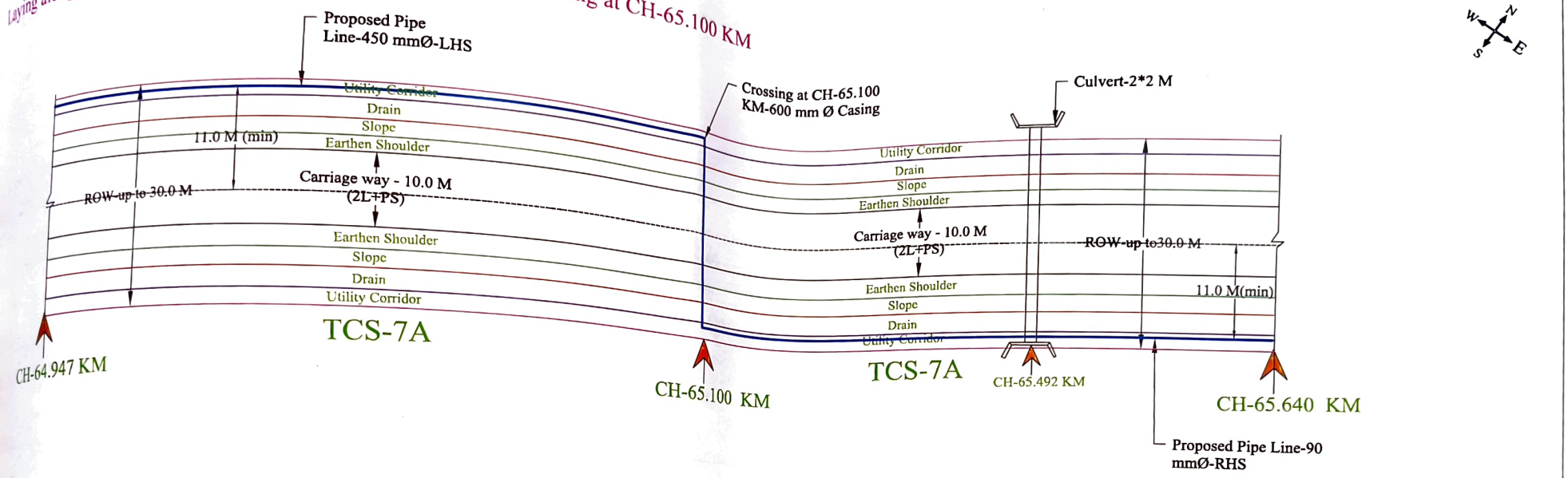

Typical Cross Section Type-7A

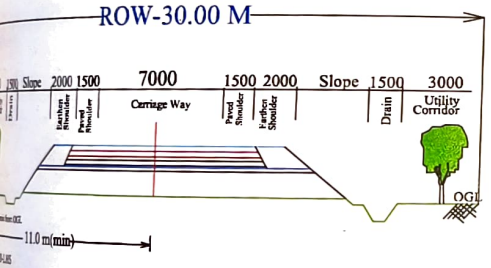

Typical Cross Section Type-7A

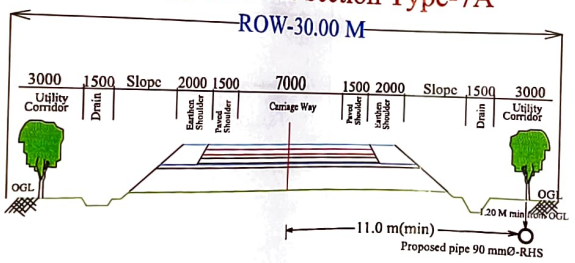

Typical Cross Section Type-7A

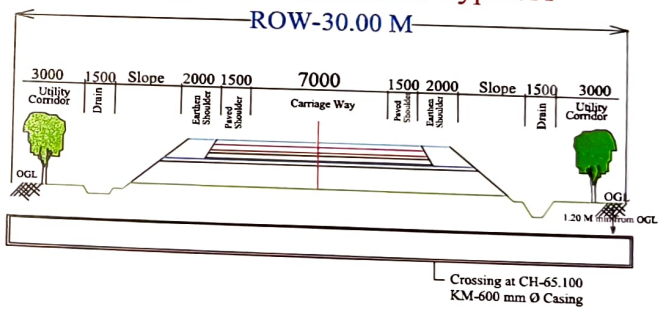

S.No	Starting Chainage	Ending Chainage	Length in Meters	Type of Cross Section/ROW	Pipe Laying
1.	64.947	65.100	153	TCS-7A-1 (30.00m)	LHS
2.	65.100	65.640	540	TCS-7A -2(30.00m)	RHS

ಸಹಾಯಕ ಕಾರ್ಯಪಾಲಕ ಇಂಜಿನಿಯರ್
ಗ್ರಾಮೀಣ ಕುಡಿಯುವ ನೀರು ಮತ್ತು ನೈರ್ಮಲ್ಯ
ಉಪ ವಿಭಾಗ, ಚಿಕ್ಕಮಗಳೂರು.

Executive Engineer
R.W.S. & S. Dvn.,
Chikkamagaluru

Assistant Executive Engineer
National Highway Sub-Division
Belur

Executive Engineer
National Highway Division
Hassan

Laying along NH-173 from KM 65.640 to KM 65.740



Typical Cross Section Type-7B

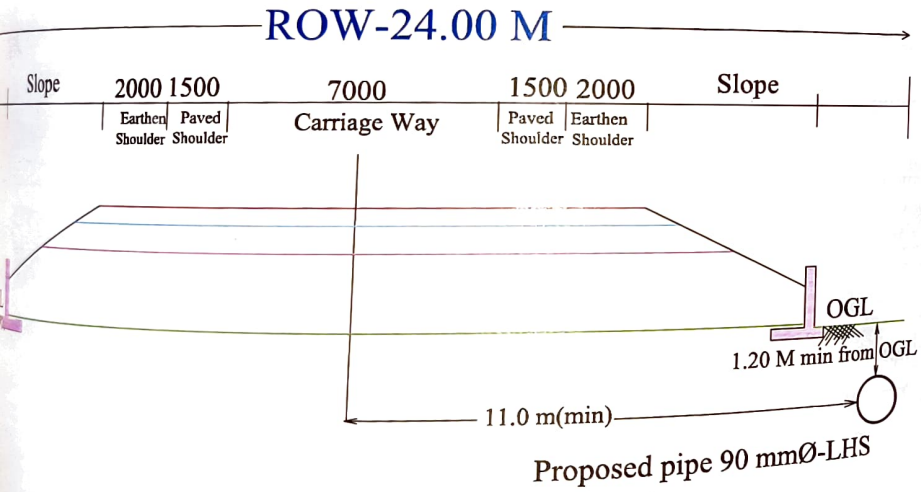

ಸಹಾಯಕ ಕಾರ್ಯಪಾಲಕ ಇಂಜಿನಿಯರ್
ಗ್ರಾಮೀಣ ಕುಡಿಯುವ ನೀರು ಮತ್ತು ನೈರ್ಮಲ್ಯ
ಉಪ ವಿಭಾಗ, ಚಿಕ್ಕಮಗಳೂರು.

Executive Engineer
R.W.S. & S. Dvn.,
Chikkamagaluru

Assistant Executive Engineer
National Highway Sub-Division
Belur

Executive Engineer
National Highway Division
Hassan

Proposed Pipe line
Chainage
Box Culvert
NOT TO SCALE

S.No	Starting Chainage	Ending Chainage	Length in Meters	Typeor Cross Section/ROW	Pipe Laying
1.	65.640	65.740	100	TCS-7B (24.00m)	RHS

Laying along NH-173 from KM 65.740 to KM 66.640

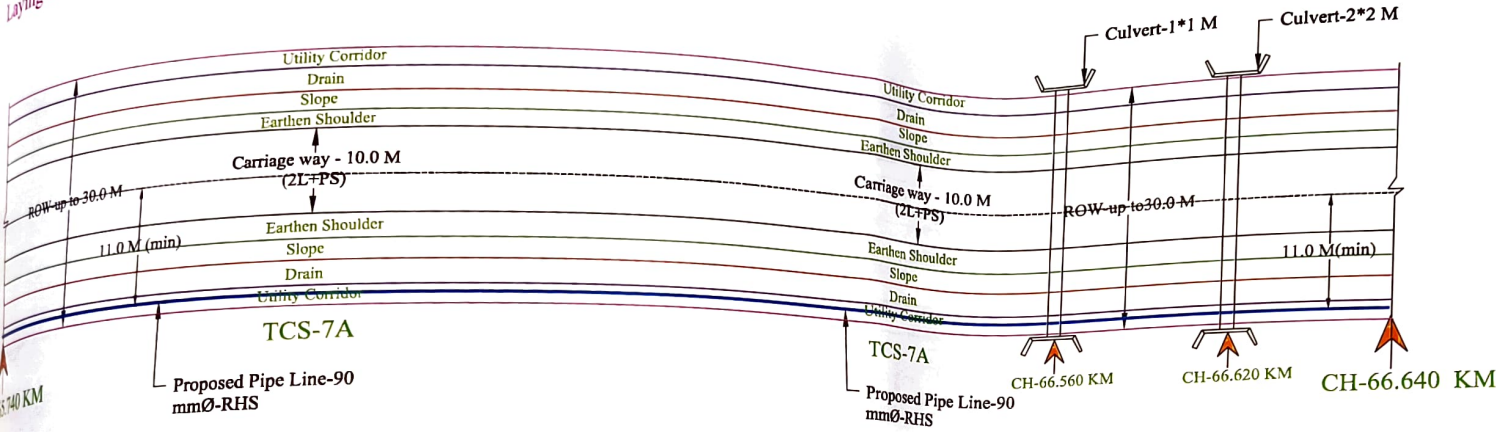

Typical Cross Section Type-7A

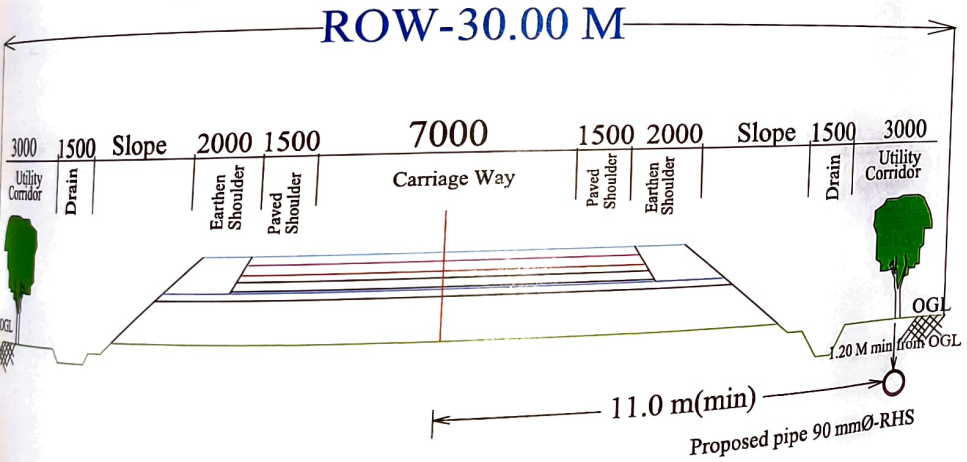

ಸಹಾಯಕ ಕಾರ್ಯಪಾಲಕ ಇಂಜಿನಿಯರ್
ಗ್ರಾಮೀಣ ಕುಡಿಯುವ ನೀರು ಮತ್ತು ನೈರ್ಮಲ್ಯ
ಉಪ ವಿಭಾಗ, ಚಿಕ್ಕಮಗಳೂರು.

Executive Engineer
R.W.S. & S. Dvn.,
Chikkamagaluru

Assistant Executive Engineer
National Highway Sub-Division
Belur

Executive Engineer
National Highway Division
Hassan

Proposed Pipe line
Chainage
Box Culvert
NOT TO SCALE

S.No	Starting Chainage	Ending Chainage	Length in Meters	Type of Cross Section/ROW	Pipe Laying
1.	65.740	66.640	900	TCS-7A (30.00m)	RHS

Laying along NH-173 from KM 66.640 to KM 67.590

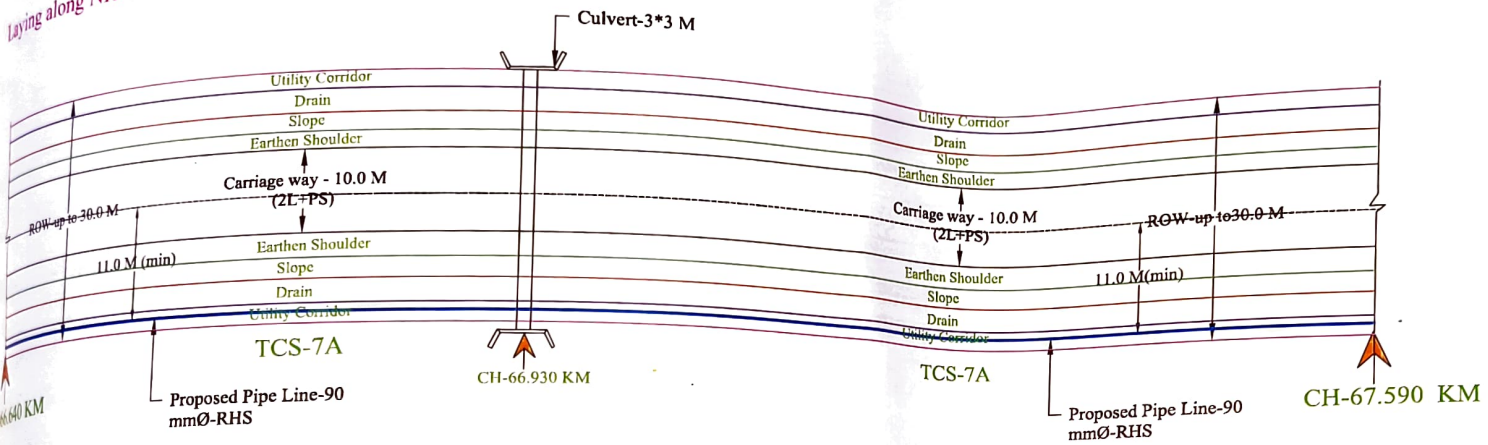

Typical Cross Section Type-7A

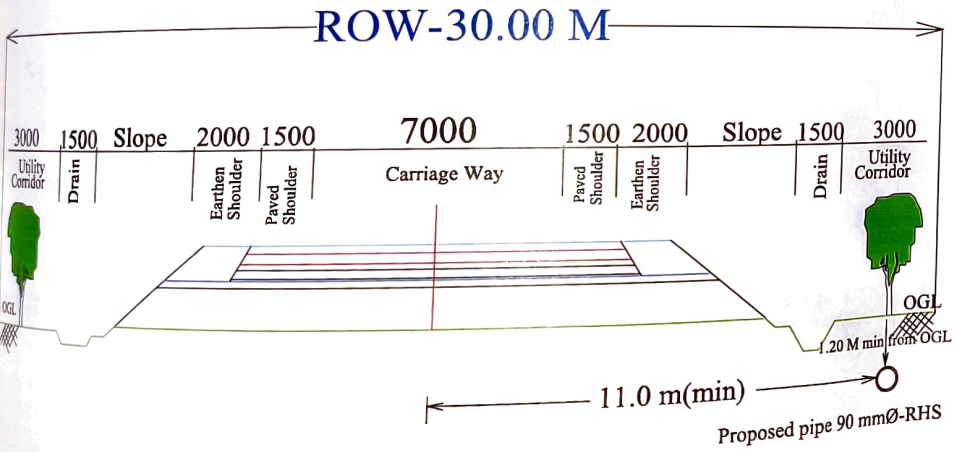

ಸಹಾಯಕ ಕಾರ್ಯಪಾಲಕ ಇಂಜಿನಿಯರ್
ಗ್ರಾಮೀಣ ಕುಡಿಯುವ ನೀರು ಮತ್ತು ನೈರ್ಮಲ್ಯ
ಉಪ ವಿಭಾಗ, ಚಿಕ್ಕಮಗಳೂರು.

Executive Engineer
R.W.S. & S. Dvn.,
Chikkamagaluru

Assistant Executive Engineer
National Highway Sub-Division
Belur

Executive Engineer
National Highway Division
Hassan

Proposed Pipe line
Chainage
Box Culvert
NOT TO SCALE

S.No	Starting Chainage	Ending Chainage	Length in Meters	Type of Cross Section/ROW	Pipe Laying
1.	66.640	67.590	950	TCS-7A (30.00m)	RHS

ying along NH-173 from KM 67.590 to KM 67.740



Typical Cross Section Type-7B

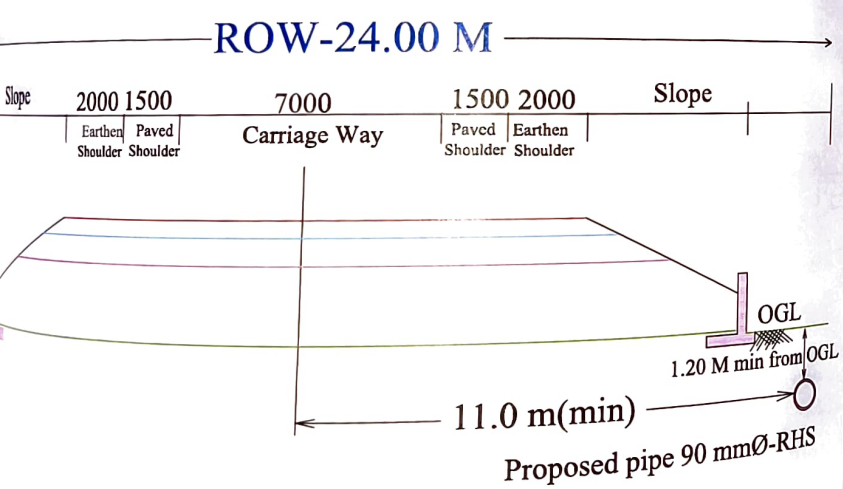

ಸಹಾಯಕ ಕಾರ್ಯಪಾಲಕ ಇಂಜಿನಿಯರ್
ಗ್ರಾಮೀಣ ಕುಡಿಯುವ ನೀರು ಮತ್ತು ನೈರ್ಮಲ್ಯ
ಉಪ ವಿಭಾಗ, ಚಿಕ್ಕಮಗಳೂರು.

Executive Engineer
R.W.S. & S. Dvn.,
Chikkamagaluru

Assistant Executive Engineer
National Highway Sub-Division
Belur

Executive Engineer
National Highway Division
Hassan

Proposed Pipe line
Chainage
Box Culvert
NOT TO SCALE

S.No	Starting Chainage	Ending Chainage	Length in Meters	Type of Cross Section/ROW	Pipe Laying
1.	67.590	67.740	150	TCS-7B (24.00m)	RHS

Laying along NH-173 from KM 67.740 to KM 67.850

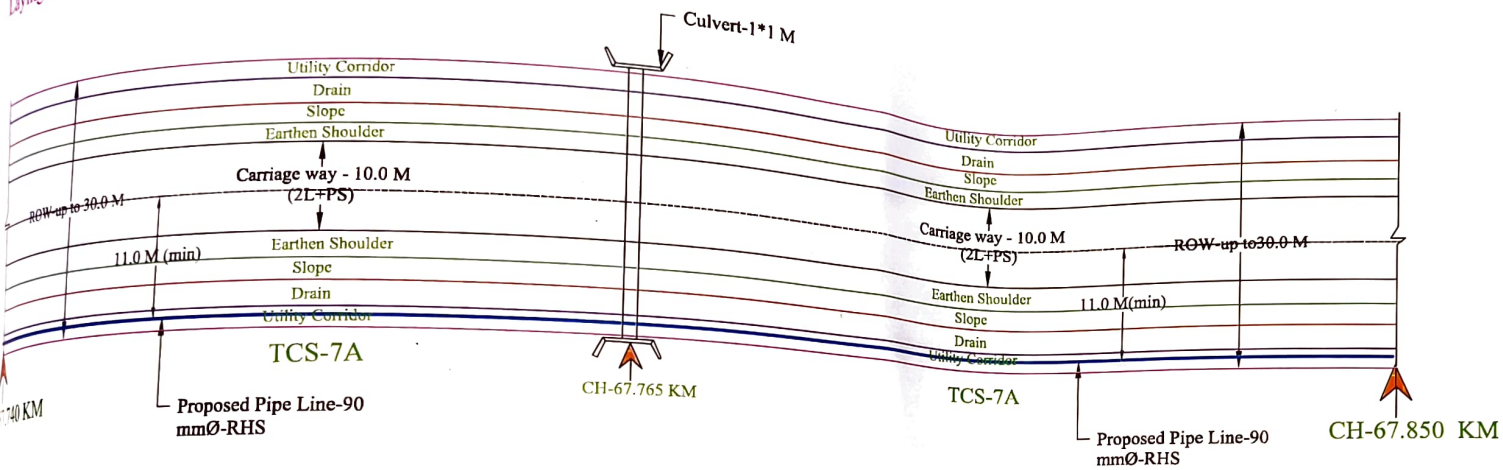

Typical Cross Section Type-7A

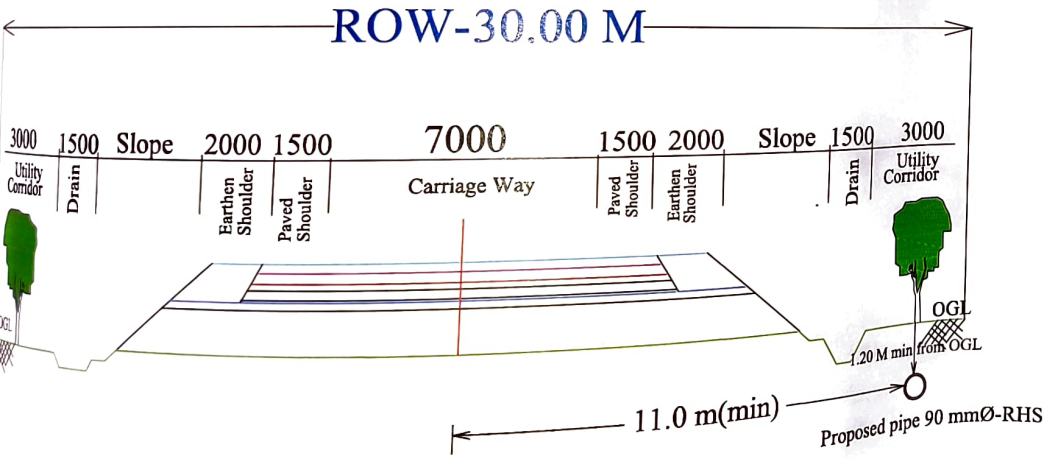

ಸಹಾಯಕ ಕಾರ್ಯಪಾಲಕ ಅಭಿಯಂತರರು
ಗ್ರಾಮೀಣ ಕುಡಿಯುವ ನೀರು ಮತ್ತು ನೈರ್ಮಲ್ಯ
ಉಪ ವಿಭಾಗ, ಚಿಕ್ಕಮಗಳೂರು.

Executive Engineer
R.W.S. & S. Dvn.,
Chikkamagaluru

Assistant Executive Engineer
National Highway Sub-Division
Belur

Executive Engineer
National Highway Division
Hassan

Proposed Pipe line
Chainage
Box Culvert
NOT TO SCALE

S.No	Starting Chainage	Ending Chainage	Length in Meters	Type of Cross Section/ROW	Pipe Laying
1.	67.740	67.850	110	TCS-7A (30.00m)	RHS

Crossing at CH-38.100 KM of NH-173

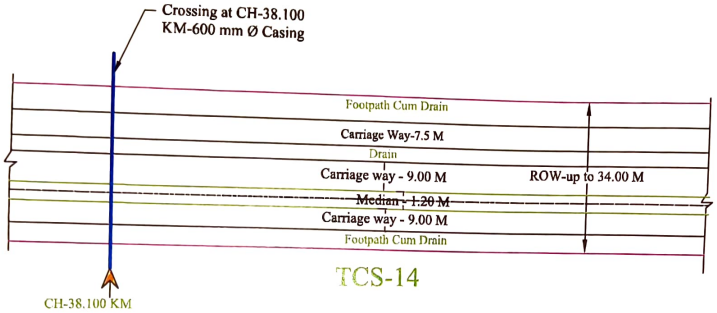

ಸಹಾಯಕ ಕಾರ್ಯಪಾಲಕ ಇಂಜಿನಿಯರ್
ಗ್ರಾಮೀಣ ಕುಡಿಯುವ ನೀರು ಮತ್ತು ನೈರ್ಮಲ್ಯ
ಉಪ ವಿಭಾಗ, ಚಿಕ್ಕಮಗಳೂರು.

Executive
R.W.S. & S. Dvn.,
Chikkamagaluru

Typical Cross Section Type-14

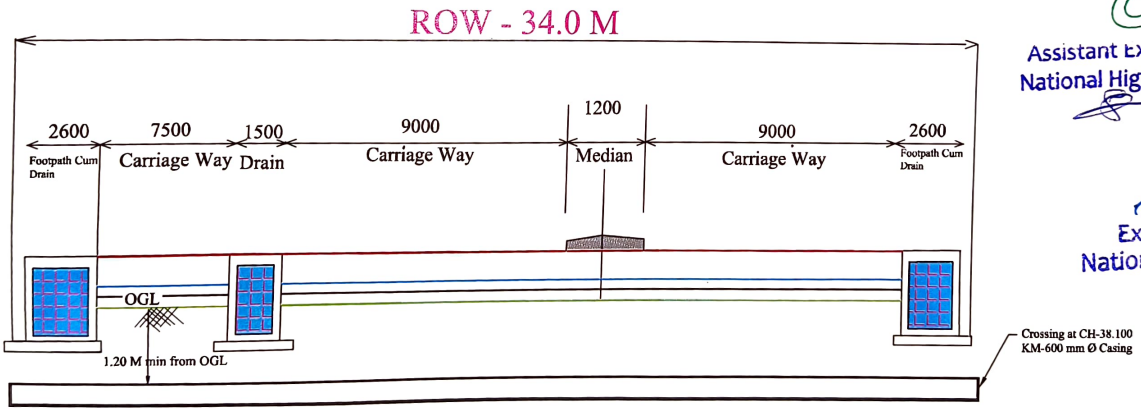

Assistant Executive Engineer
National Highway Sub-Division
Belur

Executive Engineer
National Highway Division
Hassan

Crossing at CH-40.100 KM of NH-173

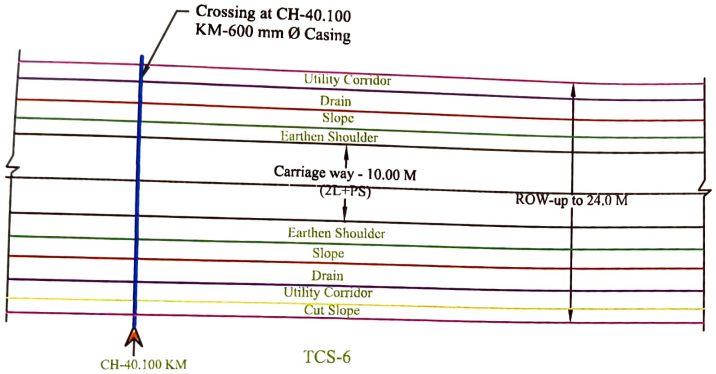

TYPICAL CROSS SECTION-TYPE 06

ROW-24.00 M

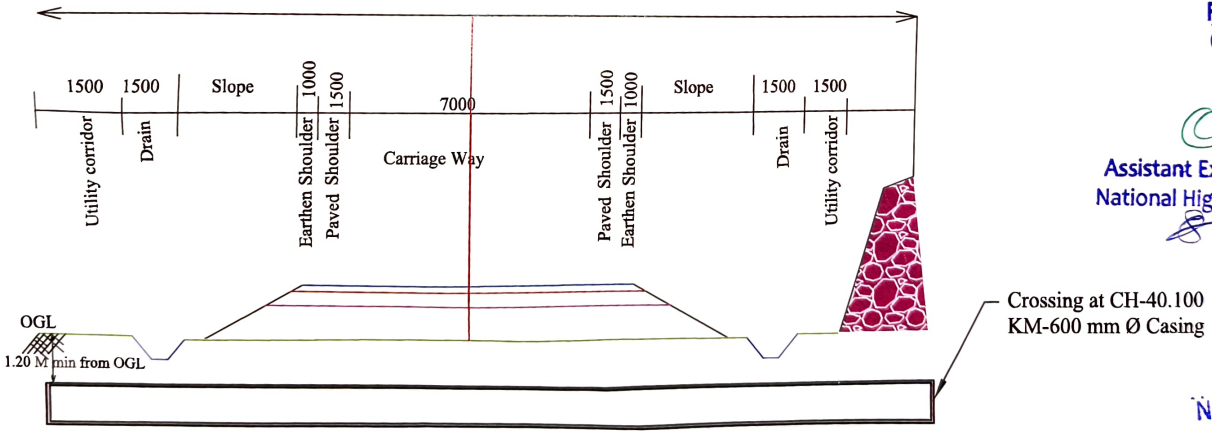

ಸಹಾಯಕ ಕಾರ್ಯ. ಅಭಿಯಂತರರು
ಗ್ರಾಮೀಣ ಕುಡಿಯುವ ನೀರು ಮತ್ತು ನೈರ್ಮಲ್ಯ
ಉಪ ವಿಭಾಗ, ಚಿಕ್ಕಮಗಳೂರು.

Executive Engineer
R.W.S. & S. Dvn.,
Chikkamagaluru

Assistant Executive Engineer
National Highway Sub-Division
Belur

Executive Engineer
National Highway Division
Hassan

Crossing at CH-43.300 KM of NH-173

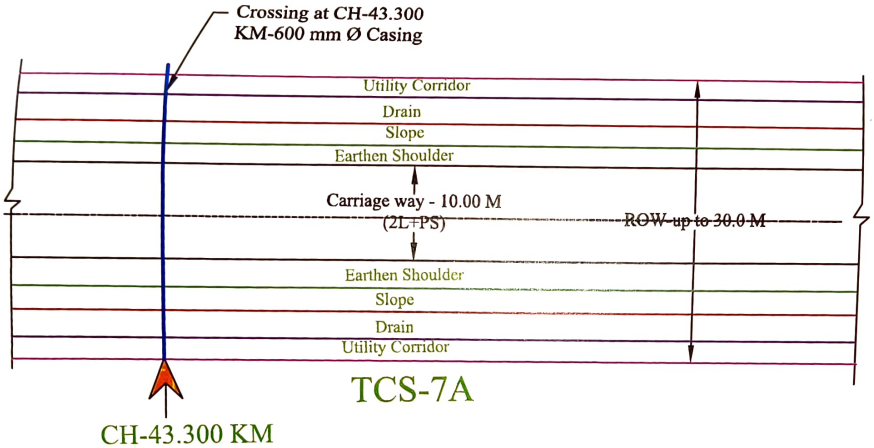

ಸಹಾಯಕ ಕಾರ್ಯಪಾಲಕ ಇಂಜಿನಿಯರ್
ಗ್ರಾಮೀಣ ಕುಡಿಯುವ ನೀರು ಮತ್ತು ನೈರ್ಮಲ್ಯ
ಉಪ ವಿಭಾಗ, ಚಿಕ್ಕಮಗಳೂರು.

Executive Engineer
R.W.S. & S. Dvn.,
Chikkamagaluru

Typical Cross Section Type-7A

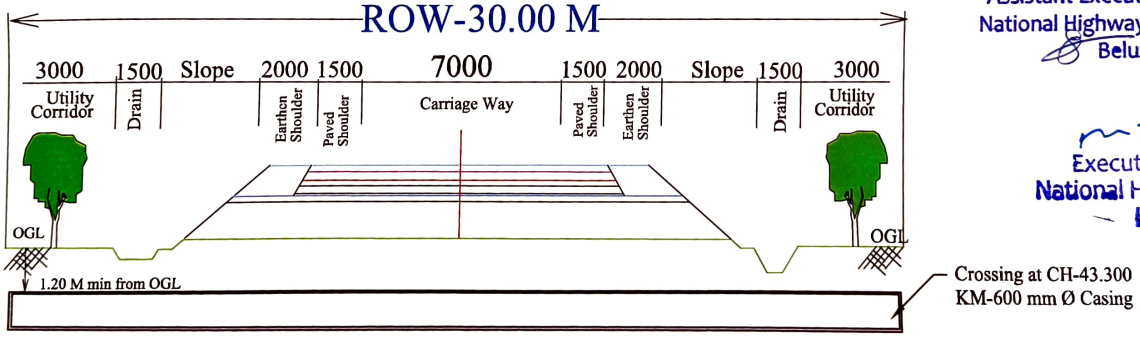

Assistant Executive Engineer
National Highway Sub-Division
Belur

Executive Engineer
National Highway Division
Hassan

Crossing at CH-44.470 KM of NH-173

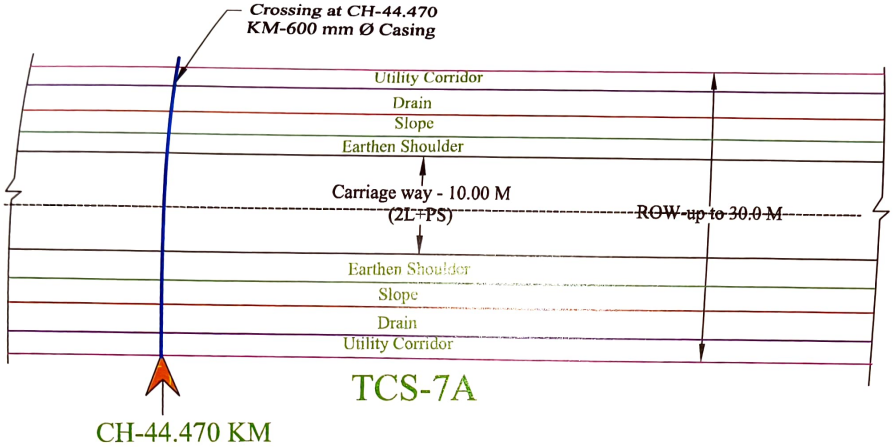

ಸಹಾಯಕ ಕಾರ್ಯಪಾಲಕ ಇಂಜಿನಿಯರ್
ಗ್ರಾಮೀಣ ಕುಡಿಯುವ ನೀರು ಮತ್ತು ನೈರ್ಮಲ್ಯ
ಉಪ ವಿಭಾಗ, ಚಿಕ್ಕಮಗಳೂರು.

Executive Engineer
R.W.S. & S. Dvn.,
Chikkamagaluru

Typical Cross Section Type-7A

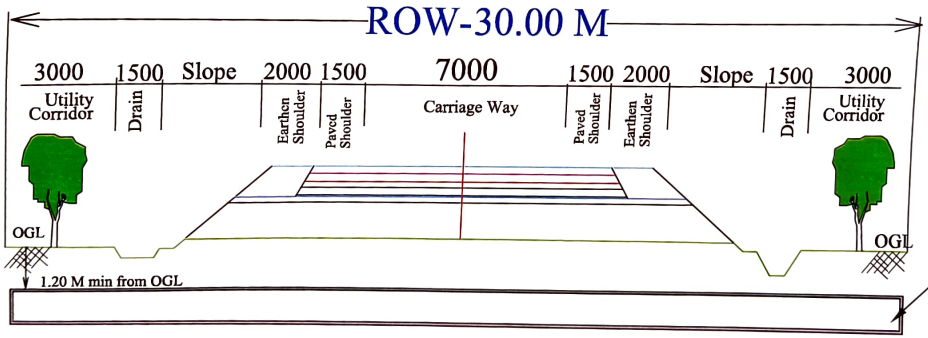

Assistant Executive Engineer
National Highway Sub-Division
Belur

Executive Engineer
National Highway Division
Hassan

Crossing at CH-54.900 KM of NH-173

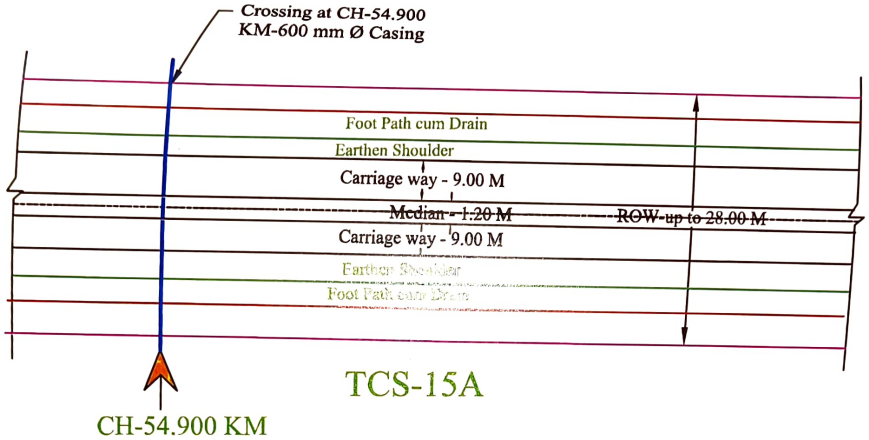

Typical Cross Section Type-15A

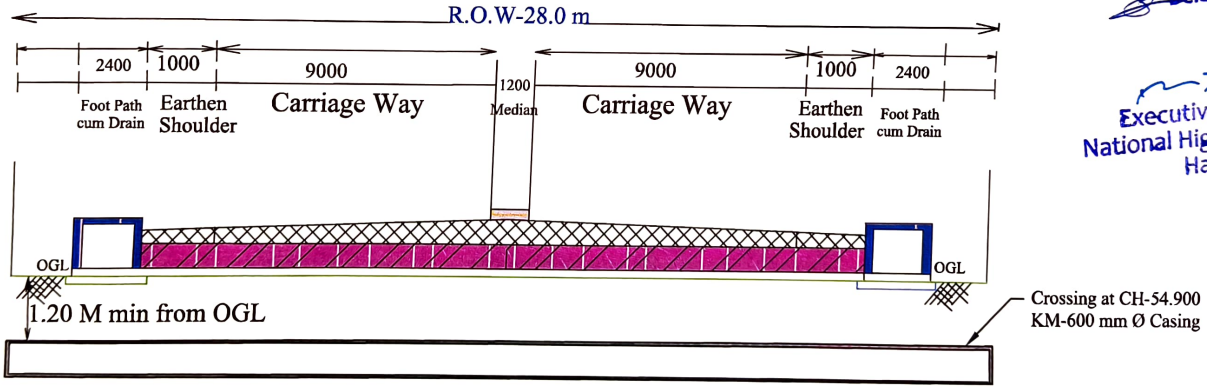

ಸಹಾಯಕ ಕಾರ್ಯಪಾಲಕ ಇಂಜನೀಯರು
ಗ್ರಾಮೀಣ ಕುಡಿಯುವ ನೀರು ಮತ್ತು ನೈರ್ಮಲ್ಯ
ಉಪ ವಿಭಾಗ, ಚಿಕ್ಕಮಗಳೂರು.

Executive Engineer
R.W.S. & S. Dvn.,
Chikkamagaluru

Assistant Executive Engineer
National Highway Sub-Division
Belur

Executive Engineer
National Highway Division
Hassan